

ANNUITY SHOPPERSM

*Income Guaranteed for Life*SM



Consumer Alert, p. 3

How to Buy a Top-Rated Income Annuity

Consumer Alert, p. 6

How to Buy a Top-Rated Deferred Annuity

Get instant
online quotes at
immediateannuities.com

Plus Our latest Updates on

- ... Immediate Annuity Factors
- ... Multi-Year Guarantee Annuity Interest Rates
- ... And Much More

ANNUITY SHOPPER

January 2008 (Winter Issue)
Volume 23, Number 1

Business Office:
WebAnnuities.com
28 Harrison Ave., D-209
Englishtown, NJ 07726

Toll-free: (866) 866-1999
Tel: (732) 792-1011
Fax: (732) 792-9777

Publisher
Hersh L. Stern

Editor
Laura R. Stern

ANNUITY SHOPPER (ISSN 1071-4510) is published semi annually by WebAnnuities.com, Inc. COPYRIGHT 2008

SUBSCRIPTIONS:

Annuity Shopper is freely distributed on the internet at www.annuityshopper.com.

DISCLAIMER:

No warranties are made about the information published in *Annuity Shopper*. This information changes often and without notice. Use *Annuity Shopper* at your own risk. *Annuity Shopper* does not endorse any of the products reported herein. *Annuity Shopper* is not intended to create public interest in the sale of annuities.

Please Begin Here—

What is an annuity? An annuity is an obligation of an insurance company. If an annuity makes a guarantee it is always based solely on the ability of that insurance company to pay its claims. An annuity is not a bank obligation and is not insured by FDIC or any other federal agency.

Are annuities subject to taxes? Annuity earnings and pre-tax payments are subject to income taxes at withdrawal. Annuity withdrawals or payments prior to age 59-1/2 may be subject to a 10% federal penalty tax.

Where can I find life expectancy information for immediate annuities? Life expectancy data can be found in the section titled “Life Expectancy Tables” (see Table of Contents).

Does the *Annuity Shopper* recommend I buy an annuity? No, you should consult with a competent financial planner to determine whether an annuity is recommended or suitable for your situation. Financial planning services are NOT provided by the *Annuity Shopper*, Hersh Stern, WebAnnuities.com, Inc. or its employees, or at the web sites owned by Hersh Stern and/or WebAnnuities.com, Inc.

About the Annuity Shopper

There are many different types of annuities. They accomplish different goals. An annuity, for example, may provide tax-deferred growth (e.g., a “fixed-interest”, “equity-indexed”, or “variable” annuity). An annuity may guarantee a steady income for life or for a specified period of time (e.g., “immediate” annuity). *Annuity Shopper* reports on the following two types of annuities: immediate annuities and fixed-interest rate deferred annuities.

If you are well-versed with annuities, you may want to start with our *Immediate Annuities Update* or *Deferred Annuities Update* sections. There you’ll find our latest surveys of annuity rates. If you are new to annuities, may I suggest you read the articles titled *How to Buy A Top Income Annuity* and *How to Buy A Top-Rated Deferred Annuity*. After reading the articles, proceed to the *Update* sections.

To reach us by phone call 866-866-1999. We welcome your questions and suggestions. You can also find the latest issue of *Annuity Shopper* at www.annuityshopper.com.



Hersh L. Stern, Publisher

Send questions or suggestions, with your address and phone number, to Hersh Stern, Publisher, *Annuity Shopper*, 28 Harrison Ave., D209, Englishtown, NJ 07726.

How to Buy a Top Income Annuity

SINGLE PREMIUM IMMEDIATE ANNUITIES (SPIAs) are purchased with a single deposit (called a ‘premium’) and usually commence regular income payments one month after you pay the premium. An immediate annuity can be purchased with funds from a variety of sources, such as a maturing Certificate of Deposit (CD), monies which have accumulated in a Deferred or Variable Annuity, funds from a tax-qualified retirement plan, or from an IRA account. The key element to understanding an immediate annuity is the nature of the transaction which takes place between the insurance company and the buyer: In exchange for a lump-sum payment, the insurance company agrees to make regular payments according to a specified schedule. Typically, this might be for the life of one or two annuitants or for a specified number of years, or for a combination of both. This transaction is irrevocable once the contract is delivered to the buyer and the “right to examine” or “free-look” period has ended. An immediate annuity, generally, has no cash value.

Advantages of An Immediate Annuity

- (1) **Simplicity**—the annuitant does not have to manage his investments, watch markets, report dividends, or compete against professional investors;
- (2) **Security**—the annuity can provide stable income for the the annuitant’s lifetime or for a specified period of years or for a combination of both;
- (3) **High Returns**—the interest rates used by insurance companies compete favorably with the national average rates for bank CDs, and since a portion of the premium is returned with each payment, the monthly annuity amount is more than would be provided by withdrawing interest alone;
- (4) **No Initial Sales or Annual Administrative Charges**—One hundred percent interest rates used by insurance companies compete favorably.

Uses of an Immediate Annuity

SPIAs may be particularly useful when providing a steady stream of income in the following situations:

- (1) Retirement (at the end of full- or part-time employment)
- (2) Annuitizing a deferred annuity policy (utilizing a Section 1035 Exchange in order to spread out income taxes on the accumulated deferred interest)

(Continued on page 5)



Feature Articles

3 How to Buy a Top Income Annuity

6 How to Buy a Top Deferred Annuity

Departments

13 Terminal Funding Annuity

16 Life Expectancy Tables

19 Immediate Annuities Update

32 Annuity Price Trends

37 Deferred Annuities Update

40 Guaranty Associations

41 Insurance Company Ratings

46 Rating Agencies

YOUR ANNUITY QUOTES

**ARE
JUST
A
PHONE
CALL
AWAY**



**For ANNUITY SHOPPER Brokerage Call
1-800-872-6684**

How to Buy a Top Income Annuity

(Continued from page 3)

- (3) Planning for Medicaid eligibility
- (4) Settling an Estate or Divorce obligation
- (5) Guaranteeing pension plan or deferred compensation benefits
- (6) Settling a personal injury or wrongful death lawsuit.

Forms of Annuity

In its simplest form, an immediate annuity guarantees to make payments over the lifetime of one person. This type, called a “Straight Life,” “Life Only,” or “Non-refund” annuity, insures the recipient against outliving his financial resources and is an important instrument in planning for retirement. Given a fixed deposit amount, the monthly payments which derive from a “Straight Life” annuity are always greater than those derived from other forms of the lifetime annuity, such as the “Life with Period Certain” annuity, or the “Joint and Survivor” annuity. The insurer of a single life annuity calculates its obligation only until the last regular payment preceding the annuitant’s death. With other more extended forms of annuity, the insurer calculates its risk over a longer period than the one life expectancy, and reduces proportionately the monthly payment amount. However, since the payments on a single life annuity terminate when the annuitant dies, selecting this form of annuity is tantamount to betting that you will live longer than the average person. **Life expectancy data can be found in the section titled “Life Expectancy Tables” (see Table of Contents).**

When you extend the range of a life annuity by continuing payments to a second person (“Joint and Survivor” annuity) or for a guaranteed minimum period of time (“Period Certain” annuity), the extra coverage will usually reduce the monthly payment. Some situations where these “extended” forms of immediate annuity would be appropriate are: (1) when the income needs to be guaranteed over the

lifetimes of a husband and wife (“Joint and Survivor” annuity); (2) when payments must continue for a specified period (e.g. 5 or 10 years or more) to a designated beneficiary (“Certain and Continuous” annuity); or (3) when the annuitant wants to make sure that, if he should die before his full investment has been distributed in monthly payments, an amount equal to the balance of the deposit continues to a named beneficiary (“Installment Refund” annuity).

Source of Funds— *Qualified vs. Non-Qualified*

The term *qualified* (when applied to Immediate Annuities) refers to the tax status of the funds used for purchasing the annuity. These are premium dollars which until now have “qualified” for IRS exemption from income taxes. The whole payment received each month from a qualified annuity is taxable as income (since income taxes have not yet been paid on these funds). Qualified annuities may either come from corporate-sponsored retirement plans (such as Defined Benefit or Defined Contribution Plans), Lump Sum distributions from such retirement plans, or from such individual retirement arrangements as IRAs, SEPs, and Section 403(b) tax-sheltered annuities. Generally speaking, insurance companies use male/female (sex-distinct) rates to price qualified annuities in situations where the purchaser and/or owner is an individual. When the annuity is being purchased by a corporation, annuity rates are generally unisex. Some states, however, require that unisex rates be used for all qualified annuities.

Non-qualified immediate annuities are purchased with monies which have not enjoyed any tax-sheltered status and for which taxes have already been paid. A part of each monthly payment is considered a return of previously taxed premium and therefore excluded from taxation. The amount excluded from taxes is calculated by an Exclusion Ratio, which appears on most annuity quotation sheets. Non-qualified annuities may be purchased by employers for situations such as

deferred compensation or supplemental income programs, or by individuals using their after-tax savings accounts or money market accounts, CD’s, proceeds from the sale of a house, business, mutual funds, other investments, or from an inheritance or proceeds from a life insurance settlement. While most insurance companies apply their male/female (sex-distinct) tables to non-qualified annuities, some states require the use of unisex rates for both males and females.

How do you find the safest Insurer?

Most insurance companies are well-managed financial institutions. Many have been in business for over a hundred years, and have prospered through good times and bad. Nevertheless, because annuities are generally held for relatively long periods, you should consider the financial ratings of the company you intend to buy your annuity from. You can find ratings from three rating agencies, A.M. Best, Standard & Poors, and Moody’s, in the Ratings section near the back of this magazine.

Shopping for the Best Rate

WebAnnuities.com (parent company of Annuity Shopper Brokerage Service) offers a comparison shopping service which closely monitors the interest rates of all the most competitive companies, and provides this information at no charge with a single, toll-free phone call (866-866-1999). With more than twenty years’ experience in this specialized field, WebAnnuities’ is the nation’s top shopping service for immediate income annuities.

DISCLAIMER: The information published in Annuity Shopper is not to be considered a recommendation to purchase an annuity. Before you consider an annuity you should carefully review with your financial planner whether it is a suitable product for your situation.



How to Buy a Top Deferred Annuity

A FIXED DEFERRED ANNUITY is a tax-favored wealth accumulation contract issued by an insurance company. Its chief advantage over a mutual fund or a bank Certificate of Deposit is that earnings grow in your account on a tax-deferred basis. This means you pay no income taxes until you withdraw money from the account. Because of this, the value of your account is able to increase more quickly since the entire amount of each year's earnings works to create new earnings. You can fund a deferred annuity with personal savings ("after-tax" or "non-qualified" monies) or with a "rollover" from a qualified account such as an IRA or a lump sum distribution from a qualified pension plan. In this case, there is no tax advantage offered by the deferred annuity over the IRA, since monies in an IRA already grow tax-free.

In addition to compounded tax-deferred earnings, annuities may also offer a high degree of safety. Your premium and earnings are guaranteed by the claims-paying ability of the issuing insurance company. Insurance companies are required by law to set aside assets (known as "reserves") in order to cover the claims of their policyholders. Companies are also regularly monitored by ratings agencies such as A.M. Best, Standard and Poor's, and Moody's. By reviewing the ratings an insurance company receives from the rating agencies you may determine if it is operating on a sound financial footing.

In the remainder of this article, we address the main features and benefits of "fixed interest" multi-year guarantee annuities ("MYGA"). The first thing to note is that so-called "fixed interest" annuities do not offer a selection of accounts (unlike "Variable" annuities, which typically offer a variety of accounts some of whose value can fluctuate up or down depending on the performance of such financial instruments as stocks and bonds). With a fixed interest MYGA, the insurance company credits your account with a fixed interest rate

(hence the name) for periods that can range anywhere from three years to ten years.

The most common form of MYGA is a Single Premium ("SP") annuity. "SPs" accept a one-time-only deposit and accrue interest until the contract is surrendered or annuitized. A Flexible Premium ("FP") MYGA contract is one which accepts multiple deposits.

Virtually all MYGAs offer the contract holder a high degree of control over his investment. At the outset, there is a "right to examine" or "free look" period (10-20 days in most states) which allows you to return the policy for a full refund for any reason. Afterwards, you can cancel the contract at any time, although doing so will likely cause you to incur a surrender charge and also a market-value adjustment (a plus or minus "MVA") charge.

Eight Reasons to Consider A Deferred Annuity

1. Gain Compounded Earnings While Deferring Income Taxes

All the earnings in an annuity contract are tax-deferred. This means you don't pay income taxes on the earnings until you withdraw interest from your account. There are no annual 1099 forms to file or earned-interest entries to make on your 1040. Tax deferral also means that annuity earnings do not offset Social Security benefits as do the earnings from bonds, CDs, and other investments. Even the income generated by tax-exempt municipal bonds (for which no federal income tax is due) must be counted to determine any offset to Social Security benefits. In short, people with large money market or CD balances should consider annuities for the extra earnings benefits which only this kind of tax deferral can provide. Over time, tax-free compounding produces a substantially greater overall return than other investments whose earnings are taxed each year. Studies show that from 15% to 40% more money is available

with annuities. By not taking annuity income until you reach retirement age you can also remain in a lower tax bracket, adding further to the overall value of your original investment.

2. Earn Higher Interest Rates

Fixed interest deferred annuities may credit higher interest rates than available from bank CDs. The interest rates on deferred annuities are often closer to those of **long-term** bonds than **short-term** money market accounts.

3. Make Unlimited Contributions to Your Tax-Deferred Account

Even if you've maximized your yearly IRA and pension contributions, you are still permitted to invest any amount you wish into a tax-deferred annuity. There are no annual contribution limits with an annuity; you can deposit as much as you want and watch it grow tax-deferred, even up to age 90 and older with many insurance companies.

4. Protect Your Principal From Downturns in the Credit Markets

When interest rates trend higher annuity accounts are insulated from the risk of loss of principal which usually impact government bonds and bond mutual funds. Unlike bonds, which lose principal value during periods of rising interest rates, the account value of a fixed annuity is guaranteed. Not only will your principal escape such potential losses, if your annuity has an annually renewing interest rate (which is not true for MYGA annuities discussed here), your account may be credited with a higher declared interest rate which reflects the higher prevailing interest rates available in the bond market. In short, your principal and earnings are protected no matter what direction interest rates take.

5. Retire Early Without Penalty

Annuities can offer valuable tax-

(Continued on page 9)

IMMEDIATE ANNUITY REQUESTS



Fax 732-792-9777



Call 866-866-1999

From: Name _____ Firm _____

Phone _____ Fax _____

Please complete below with as much detail as possible.

Annuitant's Name (optional) _____ State of Residence _____

Primary's Date of Birth _____ Sex _____ *Smoker? Circle if YES

*Smoker is someone who smokes at least 10 cigarettes a day for last 10 years

Secondary's Date of Birth _____ Sex _____ *Smoker? Circle if YES

Re: Medical Underwriting— Is there a life impairing condition? Details: _____

Date annuity will be purchased _____ () Not for actual purchase.

Date Income Commences _____ () 1 month () backpay from _____

Source of Funds: (Check one) * () Employer-Qual. (eq) () Individual-Qual. IRA (iq) () Indiv. - Qual. TSA (iq)
 * () Employer - Non-Qual. (en) () Individual - Non-Qualified (in)

*If employer funds, indicate state where employer is located:

*If employer funds, indicate who will OWN the policy/certificate after it is issued: () employer-owns () employee-owns

Payment Mode: () Monthly () Quarterly () Semi-annually () Annually
 (Complete one)

Premium to deposit \$ _____ OR Income to receive \$ _____

TOTAL # QUOTES REQUESTED:

Pd. Certain () _____ yrs PC no life () _____ yrs PC no life () _____ yrs PC no life

Single Life on Primary Annuitant () Straight Life () Cash refund () Installment refund

() _____ Yrs Certain & Life () _____ Yrs Certain & Life () _____ Yrs Certain & Life

Joint Lives () J& _____ %S with _____ () J& _____ %S with _____
 () J& _____ %S with _____ () J& _____ %S with _____

(Check a or b) :

(a) _____ J&S reduces on EITHER death (ie., whenever either annuitant dies)

(b) _____ J&S reduces only on death of primary annuitant

Additional Notes:

Annual Effective Yields	10 Year Rate	9 Year Rate	8 Year Rate	7 Year Rate	6 Year Rate	5 Year Rate	4 Year Rate	3 Year Rate
Direct Guarantee Annuity	4.60% Years 1—10	N/A	4.50% Years 1—8	N/A	4.25% Years 1—6	N/A	4.40% Years 1—4	4.80% Year 1 3.80% Yrs 2-3
Guarantee Plus Annuity	N/A	4.75% Years 1—9	N/A	4.65% Years 1—7	N/A	4.45% Years 1—5	N/A	N/A

Interest rates effective 11/0106 — Call 866-866-1999 to confirm current rates.

Direct Guarantee / Guarantee Plus

A single premium deferred annuity with market value adjustment.

- ◆ **No Up Front Sales Charges or Fees:** 100% of your premium earns the stated interest rate from the date it is received by the insurance company.
- ◆ **Free Look:** Policy can be returned for a full refund of premium within 20 days of receipt.
- ◆ **Availability:** Available in all states except NY (call for details).
- ◆ **Issue ages:** 0-90; Min. Premium: \$ 10,000; Min. Interest Rate: 3.00% after initial interest rate guarantee period ends.
- ◆ **Penalty-Free Withdrawal Privileges:** Each year's interest, monthly or annually.
- ◆ **Surrender Charges and MVA:** The surrender charge schedule resets at the end of every interest rate guarantee period. A Market Value Adjustment (MVA) may also apply to full and partial surrenders during each interest rate guarantee period. During the 30-day period immediately preceding the end of each interest rate guarantee period, you can take partial withdrawals or surrender the policy without a surrender charge or MVA. Surrender schedule per year (for remainder of the guarantee period): 10%-10%-10%-10%-10%-9%-8%-6%-4%.
- ◆ **Annuitization:** Available after 1st year without surrender fees or MVA, if annuitized for a payout option of at least 60 months.
- ◆ **Death Benefit:** The total of the policy account values is payable as a lump sum upon the annuitant's death.

Midland National Life Insurance Company	
A.M. Best: A+ (Superior)	S&P: AA (Excellent)

Offered through WebAnnuities.com. Call 866-866-1999

For agent use only. Not intended to create public interest in the sale of annuities. Rates are subject to change.
Product/features not available in all states. Please read company brochures for policy details.

How to Buy a Top Deferred Annuity

(Continued from page 6)

savings for employees under age 59½ who receive large lump-sum distributions from their 401(k) profit-sharing plans as part of an early retirement or severance package. Such amounts can be “rolled over” into an annuity policy without having to recognize any taxable income. Penalty-free withdrawals can then be taken by setting up a program known as “Substantial and Equal Periodic Payments” (SEPP). This exemption to the IRS pre-59½ early-withdrawal penalty allows you to withdraw funds from a tax-deferred account you thought couldn’t be touched until retirement!

6. Satisfy Required Minimum Distributions (RMDs)

Retirees over age 70½ are required to begin taking withdrawals from their IRA or Pension plans. The IRS penalty for not doing so is a substantial 50% of any amount that falls short of the Required Minimum Distribution (MRD). For an IRA which you roll over into a deferred annuity the insurance company will administer for you the proper MRD amount free of charge. This can save you the annual fee that your accountant or attorney would otherwise charge for making these calculations.

7. Retire With Lifetime Income

Retirees concerned about making their profit sharing plan or money market savings last a lifetime can protect themselves with a guaranteed income stream, which pays for no matter how long they live. A healthy male age 65 has a 25% chance of living to age 90, and a 65 year-old woman is likely to live even longer. By “annuitizing” your IRA or deferred annuity, you can convert its value to an “immediate annuity” income stream in any of several forms (see earlier discussion on “Immediate Annuities”). This type of annuity can provide a monthly check which is guaranteed for life, regardless of swings in the economy.

8. Create Probate-Free Inheritance

The legal process of going through probate was established to protect a decedent’s estate and insure that it is distributed according to his wishes. Probate can become a time-consuming and expensive experience for heirs. Purchasing an annuity is one way to protect your beneficiaries from having to undergo this costly delay. Your named beneficiary or beneficiaries are paid directly and promptly, as soon as the insurance company has been notified about your passing.

MYGA Interest Rates

The Initial Interest Rate and the length of time for which this rate is guaranteed (called the “Rate Guarantee Period” or “RGP”) are two of the most important features of a MYG annuity. Most insurance companies credit interest daily, allowing earnings to compound on a basis known as “day of deposit to day of withdrawal.”

Some insurance companies offer “bonus” interest rates, which can tack on as much as 5% to the current first-year’s interest rate, boosting the yield to 9% or higher. As alluring as these bonus rates may seem, they can also be confusing. Some companies only pay the bonus if you eventually annuitize with that company and take your money in monthly installments over a period of at least 10 years. If you want to withdraw your money in a lump sum, the insurer may retroactively subtract the bonus as well as the interest attributable to that bonus.

In a MYG annuity, interest is credited at a declared rate for the full RGP. Some policies credit the same interest rate for the duration of the RGP. Other policies credit a bonus rate in the first year of the RGP and a lower rate for the following years. In either case, however, there is no uncertainty about the interest rate that your account will earn.

Expenses

Fixed annuities have no upfront

sales charges. It would also be unusual for fixed annuities to charge maintenance fees. Because of this, 100% of your deposit—without any deductions—goes directly to work for you in your account.

Penalty-free Withdrawals and Surrender Fees

Almost all insurance companies let you withdraw interest as it is earned without having to pay a surrender penalty. Many also allow free withdrawals of up to 10% of your account value (principal plus accumulated earnings) each year. If you want to withdraw more than 10% of your contract value, you are likely to be charged an Early Surrender Penalty. This is assessed as a percentage of the amount that exceeds the Penalty-Free Withdrawal amount. In financial services jargon, this is called a “back-end load.” These charges are not the same as the 10% early withdrawal penalty that the IRS imposes when you take funds out of an SPDA before you reach age 59½.

Surrender penalties vary from company to company, but may be as high as 10% in the first contract year. Typically, surrender charges reduce by 1% per year. Such fees are sometimes waived when the contract is “annuitized” under a payment option or in the event of the policyholder’s death. Many policies also waive surrender fees if the annuitant is confined to a nursing home.

MYGAs typically offer a 30-day window at the end of the Rate Guarantee Period (RGP) during which the full account value (principal plus interest) may be withdrawn without penalty. However, if the policy owner does withdraw and close or exchange or rollover his account during this 30-day period, the annuity is automatically renewed and surrender charges are reset to the same schedule as before.

Market Value Adjustment (‘MVA’)

In addition to surrender charges, MYGA policies calculate a “Market

(Continued on page 10)

How to Buy a Top Deferred Annuity

(Continued from page 9)

Value Adjustment" (MVA), which may increase or decrease the total penalties incurred on "excess" withdrawals or early surrender of the policy. A typical MVA is determined by a formula which compares the base interest rate of the contract at the time it was issued and the base interest rate (of a similar contract) at the time of the withdrawal or surrender of the policy. Generally, if the base interest rate has declined, then the MVA will have a *positive* impact on the value of the policy. It may even offset some or all of the surrender charges. Conversely, if interest rates are higher at the time of withdrawal, the MVA will have a *negative* impact and add to the surrender charges to be deducted from the value of the policy.

Other Withdrawal Options and Annuitization

It's essential to know what withdrawal options are available when your deferred annuity is no longer subject to surrender penalties. You can reinvest your money with the same company at the rate then being offered or switch your account to another insurer (called a "Section 1035 Exchange"). Or, you can simply pull your money out of the annuity in a lump sum, in which case you'll owe federal income tax on ALL the earnings in that single year. And, if you're younger than 59½ at the time of the withdrawal, you'll owe an additional penalty of 10% of the amount that is taxable income.

There are, however, two ways to postpone that tax bite, while still turning your annuity account into a reliable income stream. One is to "annuitize" your policy—which means to convert the accumulated value of your deferred annuity into an "immediate annuity." While your present company will certainly want you to annuitize your account with them, it's a good idea to "shop the market," since there may very well be other companies that offer more generous settlement rates. Settlement rates are the current, guaranteed

purchase rates per \$1,000 of account value used to convert deferred annuity cash values into monthly income. These rates move up and down in tandem with fluctuations in the credit markets. If you do find better rates with another company, you can transfer your account balance using a procedure called a "Section 1035" exchange. Section 1035 is the portion of the IRS code that contains the rules governing such a tax-free exchange.

Annuitizing your deferred annuity may also offer a tax advantage, such as letting you postpone paying taxes on some of the earnings you've accrued. However, this is true only for annuities which were originally purchased with so-called "non-qualified" or after-tax dollars (that is, monies which were not previously exempt from taxes). Non-qualified monies include personal savings held in bank CDs or money market accounts, as well as securities and other investments held in your own name. If your immediate or deferred annuity represents a "qualified" or pre-tax investment—such as an IRA or IRA "rollover" of pension plan funds—then the whole monthly income check will be taxable. Be forewarned, however, that annuitizing a deferred annuity is an irrevocable transaction, meaning that once established it cannot be reversed or cashed in.

An alternative to annuitizing your deferred annuity would be to set up a systematic withdrawal plan. With this method, *you* tell the insurance company how much cash to send you from your account each month. The main advantage of systematic withdrawals is flexibility; you can raise, lower, or stop the payments at any time. And if you choose to do so at a later date, you can always annuitize the balance of your account value. However, unlike the annuitization option, your account could eventually run out of money if you withdraw more than the annual interest earnings each year. What's more, cash paid out in a systematic withdrawal program is usually fully


taxable until all the earnings have been withdrawn from the account. Because the tax law governing annuities can be quite complex, you should consult a financial planner or tax adviser before going ahead with either annuitization or the systematic withdrawal option.

Shopping for the Best Deferred Annuity

WebAnnuities.com (parent company of Annuity Shopper Brokerage Service) provides a unique comparison shopping service that closely monitors all the most competitive companies offering fixed deferred annuities. This information is available at no charge with a single, toll-free phone call (866-866-1999). With more than twenty years' experience in consumer and corporate annuity purchases, WebAnnuities is the nation's No. 1 shopping service for fixed deferred annuities.

DISCLAIMER:

The information published in Annuity Shopper is not to be considered a recommendation to purchase an annuity. Before you consider an annuity you should carefully review with your financial planner whether it is a suitable product for your situation.



Guar. Period:	10 Year Rate	8 Year Rate	6 Year Rate	5 Year Rate	3 Year Rate
Annual Eff. Yield	5.15%* <small>*Annual Effective Yield</small>	5.10%* <small>*Annual Effective Yield</small>	4.83%* <small>*Annual Effective Yield</small>	4.75%* <small>*Annual Effective Yield</small>	4.20%* <small>*Annual Effective Yield</small>
Actual rate:	5.15% in year 1 5.15% yrs 2-10	10.35% in year 1 4.35% yrs 2-8	9.00% in year 1 4.00% yrs 2-6	4.75% in year 1 4.75% yrs 2-5	4.20% in year 1 4.20% yrs 2-3

Interest rates effective 11/01/06 — Call 866-866-1999 to confirm current rates.

Certainty Select™

A single premium deferred annuity with market value adjustment.

- ☞ **No Up-Front Sales Fees or Annual Maintenance Charges:** 100% of your premium earns the stated interest rate from the date it is received by the insurance company.
- ☞ **Free Look:** Contract may be returned for full refund within 10 days of receipt.
- ☞ **Availability:** Certainty is available in most states. Call for details.
- ☞ **Issue Ages:** 0-90; Minimum Premium: \$10,000
- ☞ **Penalty-Free Withdrawals:** During the first policy year systematic withdrawals of interest are permitted without Surrender Charge or Market Value Adjustment (MVA). After the first policy year, withdrawal of interest continues penalty-free UNLESS the Optional Rider is selected which adds an annual penalty-free withdrawal privilege of up to 10% of Accumulated value (amount determined on the previous policy anniversary) without surrender charge or MVA. Full or partial surrender permitted during 30-day window at end of rate guarantee period. MVA renews upon subsequent guarantee periods. Withdrawals prior to age 59½ may be subject to 10% IRS tax penalty.
- ☞ **Minimum Guaranteed Policy Value:** 100% of premium paid, less any partial withdrawals, accumulated at the Minimum Guaranteed Interest Rate, less any Surrender Charges. The Minimum Guaranteed Interest Rate is set at issue and guaranteed for the life of the policy.
- ☞ **Surrender Charges and MVA:** Surrender fees are based upon a fixed percent charge per year plus an MVA. 'MVA' based upon Treasury Constant Maturity Series. Applies to partial withdrawals in excess of Free Withdrawal amount. In event of full surrender, charges apply to Accumulated value and any Free Withdrawals in the same policy year. Surrender fee schedule per year (for remainder of rate guarantee period): 9%-8%-7%-6.5%-5.5%-4.5%-3.5%-2.5%-1.5%-0.5%-0%. Cash Surrender Value is the Accumulated value less any applicable Surrender Charges and MVA. In no event will the Cash Surrender Value be less than the Minimum Guaranteed Policy Value.
- ☞ **Annuitization:** Accumulated Value available at the end of the Guarantee Period. Minimum period of five years or life.
- ☞ **Death Benefit:** Total of the policy account value is payable as a lump sum upon death. However, selecting the Optional Rider which adds annual 10% penalty-free withdrawal privilege causes a restriction of the Death Benefit to a choice of the Surrender Value immediately or Accumulation Value applied to a Payment Option for life or at least 5 year certain.
- ☞ **Nursing Home Waiver:** Available through issue age 75. There is no charge for this rider. Requires nursing home confinement of the Owner for 90 days. May not be available in all states.

EquiTrust Life Insurance Company

West Des Moines, IA 50266

A.M. Best rating: A (Excellent)

Offered through WebAnnuities.com. Call 866-866-1999

For agent use only. Not intended to create public interest in the sale of annuities. Rates are subject to change. Product/features not available in all states. Please read company brochures for policy details.

Secure
Your
Future
With
AnnuitiesSM

Get free help with your
annuity questions.
Call 1-866-866-1999

Terminal Funding Annuities

Single Premium Group Annuities (“SPGAs”), also known as Terminal Funding, Single-Shot or Buyout contracts, are purchased by corporations or municipalities in order to guarantee the benefits of a pension plan’s retired, active or deferred-vested participants. SPGAs are used in situations which require that accrued benefits be “settled” through the purchase of commercial annuities. These include pensions plans which are terminating, ongoing plans intent on locking in high rates as an investment, FASB 87-88 settlements, and plant closings due to mergers or acquisitions. An SPGA may reduce a pension plan’s annual administration costs, reduce its unfunded liability, or increase the reversion available from an overfunded plan.

An SPGA may credit a higher interest rate than the actuarial interest rate a plan may be using for valuing benefits. To maximize this rate differential a plan sponsor must either monitor each insurance company’s SPGA rates or delegate that function to an experienced SPGA broker. Constant surveillance is necessary to catch the changes in pricing among competing carriers, which often occurs overnight as general market conditions change and as each company moves closer to achieving its short term profit and/or premium-sales objectives. It is not uncommon that at different times during the year

SPGA quotes from the same company may vary by as much as 30%!

Annuity Shopper Brokerage Service can help a plan sponsor or third-party administrator obtain the best SPGAs for their terminating or ongoing plans. We represent the main players in this market place — insurance companies with highest ratings. Our knowledge of the special underwriting considerations that are of particular importance to these companies allows us to make sure that your plan is not rejected simply because no one was available to answer questions of a routine or, sometimes, technical nature. Our ability to effectively manage the flow of critical information helps you obtain the best contract available to fit the needs of your plan.

We work directly with those major insurance companies our research has determined to be competitive in these markets. While our efforts are directed at providing annuities at the lowest cost, consideration is also given to the quality of services and financial strength the insurance company offers. We also provide you with the means of maintaining continual contact with the insurance company underwriters from the time quotes are presented to you through the follow-up period after the final contract and all certificates have been delivered. If you have special needs on how the contract is to be serviced

after the takeover, we will negotiate with the insurers to cover these requirements and, depending on their nature, to make certain that no additional costs are imposed. When soliciting SPGAs on your behalf, you can have us attend to some or all of the following steps. You dictate our level of involvement.

SETTING OBJECTIVES AND PROTECTING PLAN ASSETS

In consultation with the Plan sponsor and/or enrolled actuary, objectives are set for the cost of the annuities, contract provisions, liquidity of the funds, and proposed purchase and takeover dates. Market values of assets available for transfer to the insurance company are determined to insure that they are sufficient to cover the estimated cost of annuities. A bond portfolio hedging strategy may be employed to protect the assets until the final distribution is made. (During periods of declining interest rates, the present value or cost of annuities generally increases. In the absence of a defensive investment strategy, significant erosion of assets may occur.)

PREPARING THE BID SPECIFICATIONS AND DATA LISTINGS

We market your plan by submitting specifications and data to those carriers best suited

(Continued on page 15)

Allied Medical Group \$836,000 • Amalgamated Steel Company \$728,000 • American Capital Corp \$3,533,000 • American Int'l Container \$112,000 • American Paper Products \$2,253,000 • American Technical Industries \$668,000 • American Trust & Savings \$227,000 • Argo Delta Marine \$520,000 • Armstrong Industries, Inc. \$3,000,000 • Astronet \$324,000 • Ayres Corporation \$314,000 • Auburn Memorial Hospital \$5,049,000 • Barco Banking Corporation \$1,846,000 • Bayer Clothing \$543,000 • Berks Products Corp \$163,000 • Boca Raton Comm. Church \$351,000 • Brent Chemicals \$300,000 • Brostrom \$101,000 • Bruce-Rogers Company \$1,003,000 • Bulova Watch Company \$56,153,000 • C.M. Smillie \$350,000 • California Microwave \$433,000 • Canaan National Bank \$644,000 • Carl Svenson \$846,000 • Carter Ledyard \$600,000 • Charles Jourdan Boutique \$310,900 • Children's Hospital \$132,000 • City of Ada Retirement Plan \$419,000 • City of Tarpon Springs \$1,225,000 • City of Canyon City \$377,000 • City of Treasure Island \$148,000 • Claxton Manufacturing \$241,000 • Coastal Iron Works \$370,000 • Cohn-Daniel \$218,000 • Consolidated Lumber \$511,000 • Conway Memorial Hospital \$329,000 • Cornell Young \$434,000 • Coulter Corporation \$16,035,000 • Courier \$108,000 • Cummins \$1,474,000 • D & B Steel Corporation \$245,000 • Delaware Mutual Insurance Co. \$382,000 • Dispatch Printing \$122,000 • Ear Nose & Throat Clinic \$872,000 • Dyco Petroleum \$3,391,000 • Easter Seals of Washington \$529,000 • El Día, Inc. \$156,200 • Electrographic \$1,204,000 • Electronic Associates, Inc. \$10,000,000 • Facile Holdings, Inc. \$246,000 • Family Services of Philadelphia \$425,000 • Farmers National Bank \$243,000 • Faxton Children's Hospital \$3,187,000 • Fenestra Corporation \$1,561,000 • First City Bank Corporation \$2,669,000 • First Federal of Charleston \$2,162,000 • First Natl Bank of Dubuque \$341,000 • First Natl Bank of New Boston \$1,055,000 • First Natl Bank of Okmulgee \$836,000 • First Philson \$227,000 • Fishburn Dry Cleaners \$1,361,000 • Foodhaven \$1,301,000 • Freeman Manufacturing \$235,000 • Fuller Group \$642,000 • Gates Albert, Inc. \$336,000 • Geo. Spengler \$315,000 • Gerlach \$976,000 • Gratiot Hospital \$1,150,000 • Gray & Sons \$1,312,000 • Ground Pat'i \$199,000 • Gumps \$1,038,000 • Hamm Sanitation \$184,000 • Harris O. Machus \$237,000 • Harte Hanks Radio, Inc. \$940,000 • Hawkeye Chemical Corp \$3,292,000 • Henry Vale \$1,275,000 • Hills & Dales Gen'l Hospital \$445,000 • Hoche, Inc. \$569,000 • Holstein Association \$5,535,000 • Holt Krock Clinic \$8,161,000 • Huntington \$201,000 • IBEW #78070 Retire.

P l a n
 IBEW #78071
 \$700,000 •
 Grinnell, Inc.
 Independent
 \$2,300,000 •
 Nursing Home
 Gus Lallande
 J e r s e y
 C o m p a n y
 John Hassall

Who did these top 500 corporations rely on for help with finding the safest, most competitive group annuities? They all contacted Annuity Shopper Brokerage Services (WebAnnuities.com). To learn more about our group annuity services call Hersh Stern at 866-866-1999.

\$2,200,000 •
 Retire. Plan
 I T T
 \$684,000 •
 Bankshares
 I s a b e l l a
 \$128,000 • J.
 \$677,000 •
 Mortgage
 \$2,800,000 •
 \$2,800,000 •

Joyce Dayton \$303,000 • KAL Equipment \$219,000 • Kaye International \$842,000 • Kiefaber \$394,000 • Klaus Radio \$763,000 • LA County Retirement Plan \$657,000 • Largent Roofing \$611,000 • Lark Luggage, Inc. \$399,000 • Laurentian Capital \$2,152,000 • Liberty Glass \$273,000 • Lindell Trust Co. \$263,000 • Lion Ribbon Company \$2,279,000 • Lorden Distributing \$241,000 • Louis G. Freeman Co. \$303,000 • Madison Community Hospital \$118,000 • Mahoning Valley \$431,000 • Malabar-Art Mall \$1,008,000 • Mansfield Screw, Inc. \$222,000 • Marine Bank Wisconsin West \$450,000 • McCabe Powers \$2,358,000 • McCall Pattern, Inc. \$5,906,000 • Michigan Hospital \$384,000 • Microdot \$20,682,000 • Mid-Dakota Clinic \$120,000 • Midwest Body \$961,000 • Milwaukee Jewish Home \$230,000 • Mosley Manufacturing \$319,000 • NH Distributors \$1,191,000 • National Mutual Benefit \$705,000 • Nationwide Advertising Co. \$1,318,000 • Nelson Pontiac \$407,000 • No. Amer. Brass & Aluminum \$684,000 • No. Chicago Hebrew Congreg. \$567,000 • Northern Pump Company \$1,698,000 • O.K. Feed Co. \$836,000 • Pandora, Inc. \$2,829,000 • Panola General Hospital \$260,000 • Pasadena Refinishing \$206,000 • Penn Ventilator \$438,000 • Pennock Hospital \$1,170,000 • Peoples Bank \$559,000 • Pennsylvania Shipbuilding \$1,213,000 • Phillip Brothers \$3,220,000 • Pittsburgh Tube \$4,711,000 • Platt Saco Lowell, Inc. \$7,700,000 • Plyfiber \$273,000 • Printing Industries of America \$457,000 • Prior Chemical \$812,000 • Queens Steinway \$776,000 • RTC Transport \$1,270,000 • Ranken-Jordan Home \$422,000 • Richardson Vicks \$491,000 • Riverside \$136,000 • Rock Island Bank \$461,000 • SIA America \$3,768,000 • SMACNA \$312,000 • Sager Spuck \$206,000 • Saint Therese Hospital \$6,075,000 • Samuel Bingham Company \$3,762,000 • Schneller \$533,000 • Schumacher & Co. \$1,806,000 • Servend \$544,000 • Sharpsville \$418,000 • South Jersey Hospitals \$583,000 • Star Manufacturing \$1,285,000 • Stephan Company \$5,302,000 • Stonewall Jackson Hospital \$270,000 • Struthers Dunn, Inc. \$3,843,000 • Suit-Kote \$304,000 • Supermercados Co-op \$335,000 • Tokio Marine \$942,000 • Union National Bank \$2,933,000 • United Hospitals of Newark \$6,497,000 • Velcro Corporation \$737,000 • \$2,476,000 • Virgin Islands Rum Co. \$191,000 • Waber-Odell \$832,000 • Walker Art Center \$102,000 • Warren Hospital \$550,000 • Wickes Furniture Company \$18,000,000 • Woonsocket Fogarty Hosp. \$7,315,000 • Work-O-Lite \$675,000 • YMCA of Metropolitan Dallas \$393,900 • Youngstown Welding Corp. \$7,953,000

Terminal Funding Annuities

(Continued from page 13)

to underwrite your liability. The presentation of complete specifications and clean data reassures the carriers that everything is “in order” and serves as an extra inducement, not only for them to accept the case for pricing, but also to calculate the annuity premiums using their most competitive cost factors. With respect to preparing these documents, you may contract with us to (a) assist with the creation of the census data files, (b) review the Plan Document to suggest which provisions should be included, and (c) negotiate the level of assistance provided by the insurance company to bring about a timely distribution of benefit payments, annuity certificates, and so forth.

MANAGING THE COMPETITIVE BIDDING PROCESS

Through close and ongoing communication with the insurers who agreed to bid on your plan, we are assured that it is being priced correctly and that premium calculations are returned to us on a timely basis. Once the interested carriers begin their underwriting process, we reduce your burden of having to answer redundant questions from numerous carriers by acting as your go-between. We provide the insurers with the additional information they request to keep premium costs at the lowest possible level. By properly communicating plan needs, we

can encourage the insurers to reduce risk premiums and not price plan provisions on an overly conservative basis. We also keep you informed of the insurers’ responses throughout the initial bidding period.

In the weeks before the winning bid is selected, we provide written proposals from the insurers describing the plan provisions and benefits they have agreed to cover. These proposals are carefully reviewed by the plan actuary and any revisions to the specs or other considerations that could influence the decision-making process are addressed.

ANNUITY PURCHASE / WIRE TRANSFER / DECISION DAY

On the day the final quotes are due, we may move to the offices of the decision maker to coordinate the final bidding process. The insurance companies are instructed to submit their bids before noon of that day. The quotations are matched to the previously agreed control numbers. When all the initial bids have been received, the runner-up insurers are invited to revise their quotes downward to the lowest possible figure. Soon after, the plan sponsor is in a position to accept the most favorable bid. We assist in preparing the letter of commitment which indicates the agreement to purchase the annuities at the quoted price. The premium or deposit amount is wired to the winning company to “lock in” the quote. We can assist with the wire transfer

transaction to assure the proper delivery of funds to the carrier, with timely confirmation back to respective parties.

TAKEOVER PROCEDURE/ CONTRACT ISSUANCE

In virtually all groups that involve a substantial number of participants, minor corrections to the census and/or benefit amounts may occur after an agreement to purchase the annuities has been reached. These changes are audited to assure that all attendant premium adjustments are priced on the same rate basis as the original quote. We review the Master Group Contract, checking it against the bidding and proposal letter specifications, citing any application changes and forwarding them to the plan sponsor or actuary for review. We also assist in verifying the correctness of the individual annuity certificates once issued.

HOW TO OBTAIN GROUP ANNUITY QUOTES

WebAnnuities’ combination of specialized marketing expertise and annuity-tracking database makes us your best source for group annuity products. Simply mail or fax ([732-792-9777](tel:732-792-9777)) the plan specifications and census data and we’ll prepare documents for quoting by the carriers. We can provide this service on either a commission or fee basis. Simply call our toll-free number [1-866-866-1999](tel:1-866-866-1999) and we’ll discuss details with you. We invite your inquiries.

Life Expectancy Tables

HCFA Medicaid Life Expectancy Table

Health Care Financing Administration ('HCFA') State Medicaid Manual §3258.9 (HCFA Transmittal No. 64)

Age	Male Life Exp.	Fem. Life Exp.	Age	Male Life Exp.	Fem. Life Exp.	Age	Male Life Exp.	Fem. Life
1	71.53	78.42	41	34.15	39.66	81	6.59	8.58
2	70.58	77.48	42	33.26	38.72	82	6.21	8.06
3	69.62	76.51	43	32.37	37.78	83	5.85	7.56
4	68.65	75.54	44	31.49	36.85	84	5.51	7.08
5	67.67	74.56	45	30.61	35.92	85	5.19	6.63
6	66.69	73.57	46	29.74	35.00	86	4.89	6.20
7	65.71	72.59	47	28.88	34.08	87	4.61	5.79
8	64.73	71.60	48	28.02	33.17	88	4.34	5.41
9	63.74	70.61	49	27.17	32.27	89	4.09	5.05
10	62.75	69.62	50	26.32	31.37	90	3.86	4.71
11	61.76	68.63	51	25.48	30.48	91	3.64	4.40
12	60.78	67.64	52	24.65	29.60	92	3.43	4.11
13	59.79	66.65	53	23.82	28.72	93	3.24	3.84
14	58.82	65.67	54	23.01	27.86	94	3.06	3.59
15	57.85	64.68	55	22.21	27.00	95	2.90	3.36
16	56.91	63.71	56	21.43	26.15	96	2.74	3.16
17	55.97	62.74	57	20.66	25.31	97	2.60	2.97
18	55.05	61.77	58	19.90	24.48	98	2.47	2.80
19	54.13	60.80	59	19.15	23.67	99	2.34	2.64
20	53.21	59.83	60	18.42	22.86	100	2.22	2.48
21	52.29	58.86	61	17.70	22.06	101	2.11	2.34
22	51.38	57.89	62	16.99	21.27	102	1.99	2.20
23	50.46	56.92	63	16.30	20.49	103	1.89	2.06
24	49.55	55.95	64	15.62	19.72	104	1.78	1.93
25	48.63	54.98	65	14.96	18.96	105	1.68	1.81
26	47.72	54.02	66	14.32	18.21	106	1.59	1.69
27	46.80	53.05	67	13.70	17.48	107	1.50	1.58
28	45.88	52.08	68	13.09	16.76	108	1.41	1.48
29	44.97	51.12	69	12.50	16.04	109	1.33	1.38
30	44.06	50.15	70	11.92	15.35	110	1.25	1.28
31	43.15	49.19	71	11.35	14.66	111	1.17	1.19
32	42.24	48.23	72	10.80	13.99	112	1.10	1.10
33	41.33	47.27	73	10.27	13.33	113	1.02	1.02
34	40.23	46.31	74	9.27	12.68			
35	39.52	45.35	75	9.24	12.05			
36	38.62	44.40	76	8.76	11.43			
37	37.73	43.45	77	8.29	10.83			
38	36.83	42.50	78	7.83	10.24			
39	35.94	41.55	79	7.40	9.67			
40	35.05	40.61	80	6.98	9.11			

Life Expectancy Tables

2001 Commissioners' Standard Ordinary Mortality Table ('2001 CSO')
Adopted by the National Association of Insurance Commissioners in 2002

Age	Male Life Exp.	Fem. Life Exp.	Age	Male Life Exp.	Fem. Life Exp.	Age	Male Life Exp.	Fem. Life
1	75.68	79.81	41	37.39	41.05	81	7.01	9.35
2	74.73	78.86	42	36.46	40.11	82	6.57	8.81
3	73.76	77.90	43	35.53	39.17	83	6.14	8.29
4	72.78	76.93	44	34.61	38.23	84	5.74	7.79
5	71.80	75.95	45	33.69	37.29	85	5.36	7.32
6	70.81	74.97	46	32.78	36.36	86	5.00	6.87
7	69.83	73.98	47	31.87	35.43	87	4.66	6.43
8	68.84	73.00	48	30.97	34.51	88	4.35	6.02
9	67.86	72.02	49	30.07	33.60	89	4.07	5.64
10	66.88	71.03	50	29.18	32.69	90	3.81	5.29
11	65.89	70.05	51	28.28	31.79	91	3.57	4.96
12	64.91	69.07	52	27.40	30.90	92	3.35	4.61
13	63.93	68.08	53	26.52	30.01	93	3.15	4.26
14	62.95	67.10	54	25.65	29.14	94	2.96	3.93
15	61.98	66.13	55	24.79	28.27	95	2.78	3.63
16	61.02	65.15	56	23.94	27.41	96	2.62	3.38
17	60.07	64.17	57	23.10	26.57	97	2.47	3.18
18	59.12	63.20	58	22.27	25.73	98	2.32	3.02
19	58.17	62.23	59	21.45	24.90	99	2.19	2.82
20	57.23	61.26	60	20.64	24.08	100	2.07	2.61
21	56.29	60.28	61	19.85	23.27	101	1.96	2.42
22	55.34	59.31	62	19.06	22.47	102	1.86	2.23
23	54.40	58.34	63	18.29	21.68	103	1.76	2.06
24	53.45	57.37	64	17.54	20.90	104	1.66	1.89
25	52.51	56.40	65	16.80	20.12	105	1.57	1.74
26	51.57	55.43	66	16.08	19.36	106	1.48	1.60
27	50.62	54.46	67	15.37	18.60	107	1.39	1.47
28	49.68	53.49	68	14.68	17.86	108	1.30	1.36
29	48.74	52.53	69	13.99	17.12	109	1.22	1.25
30	47.79	51.56	70	13.32	16.40	110	1.14	1.16
31	46.85	50.60	71	12.66	15.69	111	1.07	1.08
32	45.90	49.63	72	12.01	14.99	112	0.99	1.00
33	44.95	48.67	73	11.39	14.31	113	0.92	0.93
34	44.00	47.71	74	10.78	13.64	114	0.85	0.86
35	43.05	46.75	75	10.18	12.98	115	0.79	0.79
36	42.11	45.80	76	9.61	12.34	116	0.72	0.73
37	41.16	44.84	77	9.05	11.71	117	0.66	0.67
38	40.21	43.89	78	8.50	11.10	118	0.61	0.61
39	39.27	42.94	79	7.98	10.50	119	0.55	0.56
40	38.33	42.00	80	7.49	9.92	120	0.50	0.50

About Life Expectancy

Understanding Life Expectancy

One of the biggest worries people approaching retirement age have is whether or not they will have sufficient financial resources to support themselves for the rest of their lives. These concerns are heightened as you reach retirement because for most people, once you stop working you no longer are able to add significantly to your existing assets. You rely upon whatever assets you have already accumulated, along with other sources of income which may become available, such as pension plan or Social Security benefits.

When thinking about how much income to plan for in retirement, it is helpful to consider the life expectancy projections for people in your age group.

Life expectancy is a concept which many people refer to but few understand. Technically, it is a statistical projection of a person's life span. It is based on probabilities of mortality, and assumptions about living conditions, medical advances, natural disasters and other factors affecting a group of people of the same age.

The life expectancy tables published in Annuity Shopper show the number of years remaining for persons at differ-

ent ages, assuming the underlying mortality factors do not change. For example, in the "2001 CSO" table, the life expectancy of a 65-year-old woman (based on 2001 data) is shown as 20.12 years. This means, half the 65-year-old women (in the United States) in 2001, were expected to die



before they reached age 85.12, and half were expected to live past age 85.12. However, as a 65-year-old woman becomes one-year older, her *remaining* life expectancy does not decrease by a full year.

In actuarial terms, the older a person is, the more likely she will live beyond what her life expectancy was at an earlier age. While the number of years she is expected to live decreases with age, it does not decrease in direct proportion to the number of years she continues to live.

This notion that life expectancy "expands" as one grows older leads many people to underestimate life expectancy when calculating their financial needs. Others err by using projected life expectancy at birth as their planning target (see *Retirement Planning—The Ongoing Challenge*, LIMRA International, 2003). According to SOA, one-third of retirees and nearly half of pre-retirees assume they will live to a specific age when planning the details of their retirement. These people do not account for the fact that the longer they live the longer they are likely to continue living (see *2003 Risks and Process of Retirement Survey*, Society of Actuaries, 2004).

DISCLAIMER: The information published in Annuity Shopper is not to be considered a recommendation to purchase an annuity nor is it intended to create public interest in the sale of annuities. Before you consider an annuity you should review with your financial planner whether it is a suitable product for your situation. Neither Annuity Shopper, Hersh Stern, Ariel Stern, WebAnnuities.com, Inc., or its employees, offer any financial planning, legal, or tax advice.

Immediate Annuities Update

The immediate annuity factors (also called “purchase rates”) shown in **Tables 1 through 14** illustrate the amounts of monthly income \$100,000 of premium will purchase from the listed insurance companies. These immediate annuities provide a first income payment 30 days after the date premium is received by the insurance companies. The factors shown are net of all fees except state premium taxes, if applicable.

In **Table 1** we report the purchase rates for Period Certain Annuities, which have no life contingency. These are simply installment payments which continue for a fixed period of years (5, 10, 15, 20, 25, and 30 respectively) and then cease. Neither the age or sex of the annuitant affects the quotes.

Tables 2 through 10 illustrate purchase rates for Single Life Annuities. In separate tables we report the factors for males and females ranging from age 50 through age 90 in 5 year intervals. Each table distinguishes between purchase rates for males and females, and reports figures for four annuity payment options or plans: Life Only (“Life Only”), Life with 10 Years Certain (“10 yr C&C”), Life with 20 Years Certain (“20 yr C&C”), and Life with Installment Refund (“Install.Rfd.”).

In some cases, the tax status of the funds used to buy an annuity may influence the purchase rates an insurance company applies to your premium. Our rate tables are based on the assumption the premium is “**Non-Qualified**.” Note, some companies pay different income amounts for “**Qualified**” premium.

The term non-qualified funds, also known as “after-tax monies”—such as money from a CD or savings account—refers to funds which have not enjoyed the tax-qualified status of IRAs or pension monies. Because

these funds have already been taxed once before, that portion of each monthly check which is considered a return of the purchaser’s investment (or principal) is not taxed again (ie., it is excluded from income).

Qualified funds, on the other hand, are monies which until now have enjoyed special tax treatment. Because no taxes have yet been paid on such funds, each monthly payment received from an annuity which was purchased with such deposits is fully taxable as income when received.

In addition to the tax status of the funds being used to purchase an annuity, the annuitant’s age and gender as well as the payment option or plan (also known as the “form” of annuity) will directly affect the monthly payment amount. Age and sex relate to life expectancy and thus ultimately to the insurance company’s cost to provide its guarantees. Therefore, when insurance companies employ sex-distinct rates, female annuitants—who have longer life expectancies than males of the same age—should expect to receive less annuity income from their premium dollars. Obviously, the number of possible age, sex, and form combinations are too many to present in this kind of format. So we’ve illustrated immediate annuity income at five-year intervals, beginning at age 50 and continuing through age 90. You may also call us toll-free, at 866-866-1999, to receive a free calculation for an annuity not shown.

A “Straight Life” or **Life Only** annuity is one which makes periodic payments to an annuitant for the duration of his or her lifetime and then ceases. There are no payments to beneficiaries.

A **Life with 10 Years Certain (10 Yr C&C)** annuity guarantees that payments will be made for at least ten years, regardless of whether the

annuitant survives over that period. If he/she does not survive, the remainder of the 10-year payments will be made to beneficiaries. If the annuitant survives beyond the 10-year guarantee period, payments will continue for the duration of his/her lifetime and then cease. A **Life with 20 Years Certain Annuity (20 yr C&C)** is administered in the same way as the 10 yr C&C annuity, except that the guarantee period covers twenty years instead of ten.

Tables 11 through 14 provide the purchase rates for Joint and Survivor Annuities (“J&S”) for a male/female couple ages 65/60 to ages 80/75.

In these four Joint and Survivor tables we illustrate the rates for the Joint & 100% Survivor Annuity which does not reduce on either death but continues in full so long as one of the annuitants is living. Additionally, we show the rates for Joint life annuities with **10-Years Certain and 20-Years Certain**. These payment plans guarantee that payments will be made to beneficiaries for the first ten or twenty years, respectively, if both joint annuitants die during these guarantee periods. If both annuitants live beyond the guarantee periods, payments continue for the duration of their lifetimes. Please call us toll-free at 866-866-1999 if you have any questions about how these annuities work.

DISCLAIMER:

The information published in Annuity Shopper is not to be considered a recommendation to purchase an annuity nor is it intended to create public interest in the sale of annuities. Before you consider an annuity you should review with your financial planner whether it is a suitable product for your situation. Neither Annuity Shopper, Hersh Stern, Ariel Stern, WebAnnuities.com, Inc., or its employees, offer any financial planning, legal, or tax advice.

Who
do you
call
when
you're
ready
to buy
your
next
annuity?



The experts say, "Call the Annuity Shopper." No matter what type of immediate annuity you have in mind, our agents will help you locate the best policies to choose from. And no matter how often you call, we would be glad to answer your questions, and then some. If this level of service sounds too good to be true, read what some of America's leading financial publications have to say about our company:

It's possible to deal with a reputable broker who maintains a broad database of annuity rates paid by different companies...

Annuity Shopper Brokerage Service is an insurance brokerage and research firm that specializes in annuities. It works on a commission basis. The firm publishes *Annuity Shopper*, a newsletter that compares different insurers' ratings, rates and charges

• *Bottom Line*

Our top annuity source...we recommend Hersh Stern, editor of *Annuity Shopper*...he offers a rating service which can help you compare different companies' rates and charges.

• *DOLAN'S STRAIGHT TALK ON YOUR MONEY*

To avoid being sucked in by a lossleader rate, compare the annuity's initial rate to that of its competitors. The *Annuity Shopper* publishes current rates of approximately 150 different annuities.

• *MONEY MAGAZINE'S Safe Investing*

Annuity Shopper Brokerage Service, an annuity broker recently uncovered an 18% difference in prices charged by 41 highly-rated insurers for the identical immediate annuity.

• *Executive Wealth Advisory*

If your pension is in annuities, you will need to research those companies too, and even if they are sound, you may be able to get a better return with a different plan... For further information call *Annuity Shopper Brokerage Service*.

• *THE RETIREMENT LETTER*

Find a top income annuity.
Call the agents at Annuity
Shopper Brokerage Services.
Toll free 1-866-866-1999

Immediate Annuities Update

Table 1. Period Certain (AKA Term Certain) Annuities

This annuity pays for the duration of the specified period only, not for the annuitant's lifetime. If the annuitant should die before the end of the period, payments continue to beneficiaries. Quotes shown are monthly income per \$100,000.

Insurance Company	5 Years Period Certain	10 Years Period Certain	15 Years Period Certain	20 Years Period Certain	25 Years Period Certain	30 Years Period Certain
Allianz	\$ 1787	\$ 1013	\$ 770	\$ 656	\$ 580	\$ 532
American General (AIG)	\$ 1781	\$ 1005	\$ 762	\$ 652	\$ 582	\$ 539
American National	\$ 1771	\$ 986	\$ 750	\$ 649	\$ 581	\$ 541
Aviva	\$ 1769	\$ 1008	\$ 765	\$ 651	\$ 587	\$ 547
Equitrust Life	\$ 1820	\$ 1041	\$ 788	\$ 667	N/A	N/A
Genworth	\$ 1775	\$ 1008	\$ 761	\$ 643	\$ 576	\$ 534
ING USA	\$ 1745	\$ 991	\$ 747	\$ 629	\$ 558	\$ 512



For today's best quotes call 1-866-866-1999

Integrity Life	\$ 1806	\$ 1034	\$ 784	\$ 668	\$ 601	\$ 559
John Hancock	\$ 1733	\$ 973	\$ 734	\$ 620	\$ 556	\$ 517
Lincoln Benefit	\$ 1782	\$ 1015	\$ 770	\$ 651	\$ 581	\$ 534
MetLife Investors	N/A	\$ 1021	\$ 771	\$ 651	\$ 582	\$ 540
No. Amer. Co. Life & Health	\$ 1829	\$ 1013	\$ 760	\$ 648	N/A	N/A
OM Financial (F&G)	\$ 1738	\$ 992	\$ 755	\$ 643	\$ 580	\$ 544
Presidential	\$ 1789	\$ 1012	\$ 759	\$ 636	\$ 565	\$ 520
United Omaha	\$ 1758	\$ 981	\$ 730	\$ 612	\$ 549	\$ 512

Quotes as of November 1, 2007 Call 866-866-1999 for current quotations.

Immediate Annuities Update

Table 2. Single Life Annuities — Age 50

Column Headings: **Life Only:** Pays for the remainder of the annuitant's lifetime. **Life with 3% COLA:** Pays for the remainder of the annuitant's lifetime. Monthly income increases annually by 3% on every policy anniversary date. **Life with 10 Years Guaranteed:** Pays for the remainder of the annuitant's lifetime; if the annuitant dies within the first 10 years, payments continue to beneficiaries until the end of the 10th year. **Life with 20 Years Guaranteed:** Pays for the remainder of the annuitant's lifetime; if the annuitant dies within the first 20 years, payments continue to beneficiaries until the end of the 20th year. **Life with Installment Refund:** Pays for the remainder of the annuitant's lifetime; if the annuitant dies before receiving an amount equal to the premium, payments continue to beneficiaries until the total amount paid equals the premium. Quotes shown are per \$100,000 of non-qualified money with monthly income beginning 30 days after purchase.

Insurance Company	Male					Female				
	Life Only	Life with 3% COLA	Life w/ 10 years Guar.	Life w/ 20 years Guar.	Life w/ Install. Refund	Life Only	Life with 3% COLA	Life w/ 10 years Guar.	Life w/ 20 years Guar.	Life w/ Install. Refund
Allianz	\$ 557	N/A	\$ 550	\$ 537	N/A	\$ 534	N/A	\$ 531	\$ 522	N/A
American General (AIG)	\$ 545	\$ 368	\$ 540	\$ 528	\$ 534	\$ 521	\$ 344	\$ 519	\$ 512	\$ 515
American National	\$ 565	N/A	\$ 559	\$ 545	\$ 554	\$ 540	N/A	\$ 537	\$ 530	\$ 534
Aviva	\$ 544	\$ 371	\$ 539	\$ 527	\$ 532	\$ 520	\$ 347	\$ 518	\$ 511	\$ 513
Equitrust Life	\$ 559	N/A	\$ 554	\$ 541	N/A	\$ 535	N/A	\$ 533	\$ 526	N/A
Genworth	\$ 531	\$ 365	\$ 527	\$ 515	\$ 521	\$ 512	\$ 345	\$ 510	\$ 503	\$ 506
ING USA	\$ 544	\$ 353	\$ 539	\$ 528	\$ 534	\$ 519	\$ 336	\$ 517	\$ 511	\$ 514



For today's best quotes call 1-866-866-1999

Integrity Life	\$ 520	\$ 348	\$ 516	\$ 505	\$ 509	\$ 498	\$ 326	\$ 496	\$ 489	\$ 492
John Hancock	\$ 506	\$ 347	\$ 503	\$ 491	N/A	\$ 498	\$ 337	\$ 495	\$ 487	N/A
Lincoln Benefit	\$ 521	\$ 343	\$ 517	\$ 507	\$ 511	\$ 499	\$ 322	\$ 498	\$ 492	\$ 494
MetLife Investors	\$ 553	N/A	\$ 547	\$ 533	N/A	\$ 527	N/A	\$ 524	\$ 517	N/A
No. Amer. Co. Life & Health	\$ 533	N/A	\$ 528	\$ 514	\$ 521	\$ 506	N/A	\$ 503	\$ 495	\$ 499
OM Financial (F&G)	\$ 542	\$ 370	\$ 537	\$ 526	N/A	\$ 525	\$ 353	\$ 522	\$ 515	N/A
Presidential	\$ 527	\$ 355	\$ 522	\$ 508	\$ 514	\$ 499	\$ 326	\$ 496	\$ 489	\$ 492
United Omaha	N/A	N/A	N/A	N/A	N/A	N/A	N/A	N/A	N/A	N/A

Quotes as of November 1, 2007 Call 866-866-1999 for current quotations.

Immediate Annuities Update

Table 3. Single Life Annuities — Age 55

Column Headings: **Life Only:** Pays for the remainder of the annuitant's lifetime. **Life with 3% COLA:** Pays for the remainder of the annuitant's lifetime. Monthly income increases annually by 3% on every policy anniversary date. **Life with 10 Years Guaranteed:** Pays for the remainder of the annuitant's lifetime; if the annuitant dies within the first 10 years, payments continue to beneficiaries until the end of the 10th year. **Life with 20 Years Guaranteed:** Pays for the remainder of the annuitant's lifetime; if the annuitant dies within the first 20 years, payments continue to beneficiaries until the end of the 20th year. **Life with Installment Refund:** Pays for the remainder of the annuitant's lifetime; if the annuitant dies before receiving an amount equal to the premium, payments continue to beneficiaries until the total amount paid equals the premium. Quotes shown are per \$100,000 of non-qualified money with monthly income beginning 30 days after purchase.

Insurance Company	Male					Female				
	Life Only	Life with 3% COLA	Life w/ 10 years Guar.	Life w/ 20 years Guar.	Life w/ Install. Refund	Life Only	Life with 3% COLA	Life w/ 10 years Guar.	Life w/ 20 years Guar.	Life w/ Install. Refund
Allianz	\$ 590	N/A	\$ 581	\$ 558	N/A	\$ 560	N/A	\$ 557	\$ 544	N/A
American General (AIG)	\$ 578	\$ 405	\$ 570	\$ 551	\$ 562	\$ 548	\$ 375	\$ 544	\$ 533	\$ 539
American National	\$ 599	N/A	\$ 590	\$ 567	\$ 583	\$ 568	N/A	\$ 563	\$ 550	\$ 559
Aviva	\$ 549	\$ 380	\$ 544	\$ 533	\$ 538	\$ 579	\$ 410	\$ 570	\$ 550	\$ 561
Equitrust Life	\$ 593	N/A	\$ 585	\$ 564	N/A	\$ 563	N/A	\$ 559	\$ 547	N/A
Genworth	\$ 565	\$ 402	\$ 558	\$ 538	\$ 549	\$ 541	\$ 377	\$ 536	\$ 523	\$ 530
ING USA	\$ 542	\$ 377	\$ 534	\$ 512	\$ 522	\$ 508	\$ 344	\$ 504	\$ 492	\$ 497



For today's best quotes call 1-866-866-1999

Integrity Life	\$ 584	\$ 408	\$ 577	\$ 557	\$ 569	\$ 556	\$ 379	\$ 551	\$ 540	\$ 546
John Hancock	\$ 538	\$ 383	\$ 532	\$ 513	N/A	\$ 522	\$ 366	\$ 518	\$ 506	N/A
Lincoln Benefit	\$ 555	\$ 381	\$ 548	\$ 531	\$ 540	\$ 527	\$ 353	\$ 524	\$ 514	\$ 518
MetLife Investors	\$ 588	N/A	\$ 579	\$ 556	N/A	\$ 555	N/A	\$ 551	\$ 538	N/A
No. Amer. Co. Life & Health	\$ 573	N/A	\$ 564	\$ 540	\$ 554	\$ 538	N/A	\$ 534	\$ 520	\$ 527
OM Financial (F&G)	\$ 574	\$ 406	\$ 567	\$ 548	N/A	\$ 553	\$ 384	\$ 548	\$ 536	N/A
Presidential	\$ 566	\$ 398	\$ 557	\$ 535	\$ 547	\$ 532	\$ 364	\$ 527	\$ 514	\$ 520
United Omaha	\$ 566	\$ 404	N/A	N/A	\$ 554	\$ 537	\$ 375	N/A	N/A	\$ 531

Quotes as of November 1, 2007 Call 866-866-1999 for current quotations.

Immediate Annuities Update

Table 4. Single Life Annuities — Age 60

Column Headings: **Life Only:** Pays for the remainder of the annuitant's lifetime. **Life with 3% COLA:** Pays for the remainder of the annuitant's lifetime. Monthly income increases annually by 3% on every policy anniversary date. **Life with 10 Years Guaranteed:** Pays for the remainder of the annuitant's lifetime; if the annuitant dies within the first 10 years, payments continue to beneficiaries until the end of the 10th year. **Life with 20 Years Guaranteed:** Pays for the remainder of the annuitant's lifetime; if the annuitant dies within the first 20 years, payments continue to beneficiaries until the end of the 20th year. **Life with Installment Refund:** Pays for the remainder of the annuitant's lifetime; if the annuitant dies before receiving an amount equal to the premium, payments continue to beneficiaries until the total amount paid equals the premium. Quotes shown are per \$100,000 of non-qualified money with monthly income beginning 30 days after purchase.

Insurance Company	Male					Female				
	Life Only	Life with 3% COLA	Life w/ 10 years Guar.	Life w/ 20 years Guar.	Life w/ Install. Refund	Life Only	Life with 3% COLA	Life w/ 10 years Guar.	Life w/ 20 years Guar.	Life w/ Install. Refund
Allianz	\$ 637	N/A	\$ 621	\$ 581	N/A	\$ 598	N/A	\$ 591	\$ 567	N/A
American General (AIG)	\$ 625	\$ 454	\$ 611	\$ 577	\$ 600	\$ 587	\$ 417	\$ 579	\$ 559	\$ 571
American National	\$ 646	N/A	\$ 630	\$ 590	\$ 620	\$ 605	N/A	\$ 596	\$ 573	\$ 590
Aviva	\$ 625	\$ 460	\$ 611	\$ 575	\$ 599	\$ 587	\$ 423	\$ 580	\$ 559	\$ 571
Equitrust Life	\$ 639	N/A	\$ 625	\$ 589	N/A	\$ 601	N/A	\$ 593	\$ 572	N/A
Genworth	\$ 611	\$ 452	\$ 599	\$ 564	\$ 586	\$ 579	\$ 419	\$ 571	\$ 548	\$ 561
ING USA	\$ 594	\$ 433	\$ 580	\$ 541	\$ 564	\$ 553	\$ 392	\$ 545	\$ 522	\$ 534



For today's best quotes call 1-866-866-1999

Integrity Life	\$ 635	\$ 464	\$ 622	\$ 587	\$ 611	\$ 600	\$ 430	\$ 592	\$ 572	\$ 585
John Hancock	\$ 583	\$ 431	\$ 571	\$ 537	N/A	\$ 554	\$ 402	\$ 547	\$ 526	N/A
Lincoln Benefit	\$ 600	\$ 430	\$ 590	\$ 559	\$ 578	\$ 565	\$ 395	\$ 559	\$ 541	\$ 551
MetLife Investors	\$ 636	N/A	\$ 621	\$ 581	N/A	\$ 594	N/A	\$ 586	\$ 563	N/A
No. Amer. Co. Life & Health	\$ 627	N/A	\$ 612	\$ 570	\$ 598	\$ 583	N/A	\$ 575	\$ 550	\$ 565
OM Financial (F&G)	\$ 615	\$ 456	\$ 601	\$ 569	N/A	\$ 588	\$ 427	\$ 580	\$ 559	N/A
Presidential	\$ 618	\$ 454	\$ 603	\$ 563	\$ 589	\$ 575	\$ 410	\$ 566	\$ 543	\$ 556
United Omaha	\$ 612	\$ 452	N/A	N/A	\$ 592	\$ 574	\$ 415	N/A	N/A	\$ 563

Quotes as of November 1, 2007 Call 866-866-1999 for current quotations.

Immediate Annuities Update

Table 5. Single Life Annuities — Age 65

Column Headings: **Life Only:** Pays for the remainder of the annuitant's lifetime. **Life with 3% COLA:** Pays for the remainder of the annuitant's lifetime. Monthly income increases annually by 3% on every policy anniversary date. **Life with 10 Years Guaranteed:** Pays for the remainder of the annuitant's lifetime; if the annuitant dies within the first 10 years, payments continue to beneficiaries until the end of the 10th year. **Life with 20 Years Guaranteed:** Pays for the remainder of the annuitant's lifetime; if the annuitant dies within the first 20 years, payments continue to beneficiaries until the end of the 20th year. **Life with Installment Refund:** Pays for the remainder of the annuitant's lifetime; if the annuitant dies before receiving an amount equal to the premium, payments continue to beneficiaries until the total amount paid equals the premium. Quotes shown are per \$100,000 of non-qualified money with monthly income beginning 30 days after purchase.

Insurance Company	Male					Female				
	Life Only	Life with 3% COLA	Life w/ 10 years Guar.	Life w/ 20 years Guar.	Life w/ Install. Refund	Life Only	Life with 3% COLA	Life w/ 10 years Guar.	Life w/ 20 years Guar.	Life w/ Install. Refund
Allianz	\$ 700	N/A	\$ 669	\$ 602	N/A	\$ 649	N/A	\$ 633	\$ 592	N/A
American General (AIG)	\$ 693	\$ 523	\$ 666	\$ 604	\$ 650	\$ 641	\$ 474	\$ 626	\$ 588	\$ 615
American National	\$ 715	N/A	\$ 684	\$ 615	\$ 673	\$ 661	N/A	\$ 644	\$ 601	\$ 635
Aviva	\$ 691	\$ 528	\$ 663	\$ 601	\$ 647	\$ 641	\$ 480	\$ 626	\$ 587	\$ 613
Equitrust Life	\$ 705	N/A	\$ 678	\$ 615	N/A	\$ 655	N/A	\$ 640	\$ 601	N/A
Genworth	\$ 677	\$ 520	\$ 653	\$ 590	\$ 636	\$ 632	\$ 475	\$ 617	\$ 576	\$ 604
ING USA	\$ 667	\$ 507	\$ 638	\$ 569	\$ 616	\$ 612	\$ 455	\$ 597	\$ 554	\$ 581



For today's best quotes call 1-866-866-1999

Integrity Life	\$ 703	\$ 536	\$ 677	\$ 616	\$ 663	\$ 658	\$ 493	\$ 643	\$ 603	\$ 632
John Hancock	\$ 649	\$ 500	\$ 628	\$ 566	N/A	\$ 608	\$ 458	\$ 593	\$ 556	N/A
Lincoln Benefit	\$ 666	\$ 498	\$ 644	\$ 588	\$ 627	\$ 618	\$ 453	\$ 607	\$ 573	\$ 595
MetLife Investors	\$ 706	N/A	\$ 676	\$ 606	N/A	\$ 650	N/A	\$ 634	\$ 591	N/A
No. Amer. Co. Life & Health	\$ 704	N/A	\$ 673	\$ 598	\$ 657	\$ 645	N/A	\$ 629	\$ 582	\$ 616
OM Financial (F&G)	\$ 677	\$ 522	\$ 651	\$ 594	N/A	\$ 638	\$ 485	\$ 622	\$ 583	N/A
Presidential	\$ 691	\$ 529	\$ 662	\$ 591	\$ 643	\$ 633	\$ 472	\$ 617	\$ 574	\$ 603
United Omaha	\$ 680	\$ 522	N/A	N/A	\$ 643	\$ 628	\$ 472	N/A	N/A	\$ 607

Quotes as of November 1, 2007 Call 866-866-1999 for current quotations.

Immediate Annuities Update

Table 6. Single Life Annuities — Age 70

Column Headings: **Life Only:** Pays for the remainder of the annuitant's lifetime. **Life with 3% COLA:** Pays for the remainder of the annuitant's lifetime. Monthly income increases annually by 3% on every policy anniversary date. **Life with 10 Years Guaranteed:** Pays for the remainder of the annuitant's lifetime; if the annuitant dies within the first 10 years, payments continue to beneficiaries until the end of the 10th year. **Life with 20 Years Guaranteed:** Pays for the remainder of the annuitant's lifetime; if the annuitant dies within the first 20 years, payments continue to beneficiaries until the end of the 20th year. **Life with Installment Refund:** Pays for the remainder of the annuitant's lifetime; if the annuitant dies before receiving an amount equal to the premium, payments continue to beneficiaries until the total amount paid equals the premium. Quotes shown are per \$100,000 of non-qualified money with monthly income beginning 30 days after purchase.

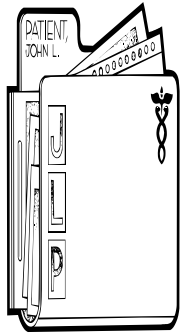
Insurance Company	Male					Female				
	Life Only	Life with 3% COLA	Life w/ 10 years Guar.	Life w/ 20 years Guar.	Life w/ Install. Refund	Life Only	Life with 3% COLA	Life w/ 10 years Guar.	Life w/ 20 years Guar.	Life w/ Install. Refund
Allianz	\$ 793	N/A	\$ 727	\$ 619	N/A	\$ 724	N/A	\$ 690	\$ 612	N/A
American General (AIG)	\$ 769	\$ 601	\$ 714	\$ 670	\$ 695	\$ 699	\$ 536	\$ 670	\$ 610	\$ 653
American National	\$ 802	N/A	\$ 739	\$ 636	\$ 730	\$ 730	N/A	\$ 696	\$ 627	\$ 685
Aviva	\$ 783	\$ 621	\$ 727	\$ 622	\$ 707	\$ 717	\$ 559	\$ 667	\$ 614	\$ 668
Equitrust Life	\$ 798	N/A	\$ 744	\$ 638	N/A	\$ 731	N/A	\$ 702	\$ 628	N/A
Genworth	\$ 771	\$ 616	\$ 722	\$ 611	\$ 702	\$ 707	\$ 554	\$ 679	\$ 602	\$ 662
ING USA	\$ 769	\$ 609	\$ 707	\$ 592	\$ 683	\$ 696	\$ 541	\$ 663	\$ 583	\$ 643



For today's best quotes call 1-866-866-1999

Integrity Life	\$ 796	\$ 631	\$ 742	\$ 639	\$ 727	\$ 737	\$ 575	\$ 706	\$ 632	\$ 693
John Hancock	\$ 740	\$ 591	\$ 695	\$ 590	N/A	\$ 683	\$ 535	\$ 653	\$ 584	N/A
Lincoln Benefit	\$ 756	\$ 590	\$ 711	\$ 615	\$ 692	\$ 694	\$ 532	\$ 670	\$ 604	\$ 654
MetLife Investors	\$ 806	N/A	\$ 744	\$ 627	N/A	\$ 731	N/A	\$ 698	\$ 618	N/A
No. Amer. Co. Life & Health	\$ 793	N/A	\$ 731	\$ 622	\$ 712	\$ 715	N/A	\$ 683	\$ 613	\$ 665
OM Financial (F&G)	\$ 768	\$ 612	\$ 716	\$ 615	N/A	\$ 713	\$ 560	\$ 682	\$ 609	N/A
Presidential	\$ 794	\$ 633	\$ 734	\$ 614	\$ 715	\$ 715	\$ 557	\$ 683	\$ 602	\$ 665
United Omaha	\$ 768	\$ 610	N/A	N/A	\$ 704	\$ 700	\$ 546	N/A	N/A	\$ 663

Quotes as of November 1, 2007 Call 866-866-1999 for current quotations.



Medically Underwritten ("Rated Age") Immediate Annuities

A person with a serious medical condition may qualify for an annuity which pays them a greater than normal income. This occurs when an insurance company determines that the person's actuarial age is older than their chronological age. The level of income calculated based on a so-called "rated age" is usually greater because the insurance company expects the duration of the income stream to be shorter, i.e., the company expects to make fewer payments.

What constitutes a "Serious Medical Condition"?

The following are examples of "ratable" conditions. This is not an exhaustive list. There are many other conditions which may qualify for "rated age" underwriting. To discuss your specific situation please call 866-866-1999. We would be glad to help in any way we can.

Alzheimer's	Emphysema/COPD	Mental Illness
Alcoholism	Heart Attack or Angina	Multiple Sclerosis (MS)
ALS (Lou Gehrig's Disease)	Heart Valve Disease	Muscular Dystrophy
Angioplasty or Heart Surgery	Hodgkin's Disease	Organic Brain Syndrome
Cancer (except for basal cell)	Injury Due to Falls or Imbalance	Paraplegia or Quadriplegia
Congestive Heart Failure (CHF)	Leukemia	Stroke
Cirrhosis of the Liver	Lymphoma	Transient Ischemic Attack

How do I apply for a "Rated Age" determination?

It is a lot simpler to apply for a rated age determination than to apply for a life insurance policy. You do not have to meet with a para-med or undergo any special physical examinations. Just send us a copy of your doctors' recent reports written at the time of significant examinations, hospitalizations, surgeries, or rehabilitation. You may also send us copies of reports obtained from hospital admissions and discharge departments. Keep in mind that your chances for obtaining a more favorable rating will increase with the number of detailed reports you submit! If you do not have access to any of these reports you may send us a summary of your significant medical information on the attached form. Note, however, that the insurance companies prefer reading copies of your doctors' reports. They will often decline to underwrite an annuity when they only receive information from the person who is purchasing the policy.

When sending the requested information please also include a signed Authorization to Release Information form. Call 866-866-1999 to request a copy of the Authorization form be sent to you.

To receive a rated age quotation
call Hersh Stern, General Agent,
at 866-866-1999 (toll-free)

Immediate Annuities Update

Table 7. Single Life Annuities — Age 75

Column Headings: **Life Only:** Pays for the remainder of the annuitant's lifetime. **Life with 3% COLA:** Pays for the remainder of the annuitant's lifetime. Monthly income increases annually by 3% on every policy anniversary date. **Life with 10 Years Guaranteed:** Pays for the remainder of the annuitant's lifetime; if the annuitant dies within the first 10 years, payments continue to beneficiaries until the end of the 10th year. **Life with 20 Years Guaranteed:** Pays for the remainder of the annuitant's lifetime; if the annuitant dies within the first 20 years, payments continue to beneficiaries until the end of the 20th year. **Life with Installment Refund:** Pays for the remainder of the annuitant's lifetime; if the annuitant dies before receiving an amount equal to the premium, payments continue to beneficiaries until the total amount paid equals the premium. Quotes shown are per \$100,000 of non-qualified money with monthly income beginning 30 days after purchase.

Insurance Company	Male					Female				
	Life Only	Life with 3% COLA	Life w/ 10 years Guar.	Life w/ 20 years Guar.	Life w/ Install. Refund	Life Only	Life with 3% COLA	Life w/ 10 years Guar.	Life w/ 20 years Guar.	Life w/ Install. Refund
Allianz	\$ 927	N/A	\$ 794	\$ 629	N/A	\$ 843	N/A	\$ 761	\$ 627	N/A
American General (AIG)	\$ 906	\$ 737	\$ 793	\$ 638	\$ 782	\$ 820	\$ 657	\$ 753	\$ 6633	\$ 737
American National	\$ 911	\$ 749	\$ 799	\$ 637	\$ 781	\$ 830	\$ 673	\$ 763	\$ 633	\$ 738
Aviva	\$ 895	\$ 731	\$ 786	\$ 619	\$ 768	\$ 813	\$ 655	\$ 748	\$ 615	\$ 723
Equitrust Life	\$ 926	N/A	\$ 744	\$ 638	N/A	\$ 731	N/A	\$ 702	\$ 628	N/A
Genworth	\$ 908	\$ 754	\$ 802	\$ 625	\$ 790	\$ 822	\$ 670	\$ 758	\$ 620	\$ 742
ING USA	\$ 909	\$ 749	\$ 784	\$ 607	\$ 766	\$ 909	\$ 749	\$ 784	\$ 607	\$ 766



For today's best quotes call 1-866-866-1999

Integrity Life	\$ 916	\$ 752	\$ 814	\$ 656	\$ 809	\$ 846	\$ 687	\$ 784	\$ 652	\$ 773
John Hancock	\$ 875	\$ 724	\$ 770	\$ 608	N/A	\$ 797	\$ 649	\$ 729	\$ 606	N/A
Lincoln Benefit	\$ 880	\$ 715	\$ 786	\$ 635	\$ 773	\$ 806	\$ 645	\$ 749	\$ 629	\$ 734
MetLife Investors	\$ 945	N/A	\$ 820	\$ 641	N/A	\$ 853	N/A	\$ 779	\$ 637	N/A
No. Amer. Co. Life & Health	\$ 924	N/A	\$ 798	\$ 638	\$ 788	\$ 830	N/A	\$ 755	\$ 634	\$ 738
OM Financial (F&G)	\$ 898	\$ 744	\$ 789	\$ 630	N/A	\$ 827	\$ 677	\$ 758	\$ 627	N/A
Presidential	\$ 944	\$ 782	\$ 816	\$ 628	\$ 809	\$ 839	\$ 681	\$ 766	\$ 622	\$ 751
United Omaha	\$ 884	\$ 723	N/A	N/A	\$ 704	\$ 804	\$ 649	N/A	N/A	\$ 733

Quotes as of November 1, 2007 Call 866-866-1999 for current quotations.

Immediate Annuities Update

Table 8. Single Life Annuities — Age 80

Column Headings: **Life Only:** Pays for the remainder of the annuitant's lifetime. **Life with 3% COLA:** Pays for the remainder of the annuitant's lifetime. Monthly income increases annually by 3% on every policy anniversary date. **Life with 10 Years Guaranteed:** Pays for the remainder of the annuitant's lifetime; if the annuitant dies within the first 10 years, payments continue to beneficiaries until the end of the 10th year. **Life with 20 Years Guaranteed:** Pays for the remainder of the annuitant's lifetime; if the annuitant dies within the first 20 years, payments continue to beneficiaries until the end of the 20th year. **Life with Installment Refund:** Pays for the remainder of the annuitant's lifetime; if the annuitant dies before receiving an amount equal to the premium, payments continue to beneficiaries until the total amount paid equals the premium. Quotes shown are per \$100,000 of non-qualified money with monthly income beginning 30 days after purchase.

Insurance Company	Male					Female				
	Life Only	Life with 3% COLA	Life w/ 10 years Guar.	Life w/ 20 years Guar.	Life w/ Install. Refund	Life Only	Life with 3% COLA	Life w/ 10 years Guar.	Life w/ 20 years Guar.	Life w/ Install. Refund
Allianz	\$ 1119	N/A	\$ 858	\$ 634	N/A	\$ 1025	N/A	\$ 839	\$ 633	N/A
American General (AIG)	\$ 1091	\$ 928	\$ 871	\$ 645	\$ 871	\$ 1001	\$ 843	\$ 847	\$ 644	\$ 847
American National	\$ 1099	N/A	\$ 885	\$ 666	\$ 913	\$ 1004	N/A	\$ 859	\$ 665	\$ 866
Aviva	\$ 1079	\$ 914	\$ 862	\$ 627	\$ 862	\$ 988	\$ 828	\$ 836	\$ 626	\$ 836
Equitrust Life	\$ 1104	N/A	\$ 894	\$ 665	N/A	\$ 1015	N/A	\$ 868	\$ 662	N/A
Genworth	\$ 1105	\$ 950	\$ 878	\$ 630	\$ 904	\$ 994	\$ 843	\$ 846	\$ 629	\$ 851
ING USA	\$ 1107	\$ 945	\$ 858	\$ 613	\$ 871	\$ 1006	\$ 850	\$ 833	\$ 612	\$ 831



For today's best quotes call 1-866-866-1999

Integrity Life	\$ 1093	\$ 928	\$ 888	\$ 664	\$ 912	\$ 1019	\$ 859	\$ 869	\$ 663	\$ 881
John Hancock	\$ 1059	\$ 905	\$ 844	\$ 621	N/A	\$ 956	\$ 806	\$ 812	\$ 619	N/A
Lincoln Benefit	\$ 1051	\$ 887	\$ 864	\$ 645	\$ 878	\$ 969	\$ 810	\$ 839	\$ 644	\$ 840
MetLife Investors	\$ 1142	N/A	\$ 894	\$ 648	N/A	\$ 1036	N/A	\$ 867	\$ 647	N/A
No. Amer. Co. Life & Health	\$ 1115	N/A	\$ 873	\$ 645	\$ 888	\$ 1009	N/A	\$ 845	\$ 644	\$ 640
OM Financial (F&G)	\$ 1086	\$ 931	\$ 864	\$ 638	N/A	\$ 1002	\$ 851	\$ 843	\$ 637	N/A
Presidential	\$ 1165	\$ 1000	\$ 895	\$ 634	\$ 930	\$ 1028	\$ 869	\$ 856	\$ 632	\$ 866
United Omaha	\$ 1045	\$ 881	N/A	N/A	\$ 863	\$ 957	\$ 799	N/A	N/A	\$ 824

Quotes as of November 1, 2007 Call 866-866-1999 for current quotations.

Immediate Annuities Update

Table 9. Single Life Annuities — Age 85

Column Headings: **Life Only:** Pays for the remainder of the annuitant's lifetime. **Life with 3% COLA:** Pays for the remainder of the annuitant's lifetime. Monthly income increases annually by 3% on every policy anniversary date. **Life with 10 Years Guaranteed:** Pays for the remainder of the annuitant's lifetime; if the annuitant dies within the first 10 years, payments continue to beneficiaries until the end of the 10th year. **Life with 20 Years Guaranteed:** Pays for the remainder of the annuitant's lifetime; if the annuitant dies within the first 20 years, payments continue to beneficiaries until the end of the 20th year. **Life with Installment Refund:** Pays for the remainder of the annuitant's lifetime; if the annuitant dies before receiving an amount equal to the premium, payments continue to beneficiaries until the total amount paid equals the premium. Quotes shown are per \$100,000 of non-qualified money with monthly income beginning 30 days after purchase.

Insurance Company	Male					Female				
	Life Only	Life with 3% COLA	Life w/ 10 years Guar.	Life w/ 20 years Guar.	Life w/ Install. Refund	Life Only	Life with 3% COLA	Life w/ 10 years Guar.	Life w/ 20 years Guar.	Life w/ Install. Refund
Allianz	\$ 1392	N/A	\$ 908	\$ 635	N/A	\$ 1302	N/A	\$ 900	\$ 636	N/A
American General (AIG)	\$ 1186	\$ 1021	\$ 924	\$ 651	\$ 755	\$ 1099	\$ 939	\$ 910	\$ 651	\$ 730
American National	\$ 1361	N/A	\$ 955	\$ 678	\$ 1068	\$ 1274	N/A	\$ 943	\$ 677	\$ 1031
Aviva	\$ 1344	\$ 1179	\$ 932	\$ 648	\$ 978	\$ 1259	\$ 1098	\$ 921	\$ 648	\$ 962
Equitrust Life	\$ 1347	N/A	\$ 960	\$ 670	N/A	\$ 1266	N/A	\$ 947	\$ 669	N/A
Genworth	\$ 1367	\$ 1213	\$ 937	N/A	\$ 1044	\$ 1254	\$ 1102	\$ 921	N/A	\$ 994
ING USA	N/A	N/A	N/A	N/A	N/A	N/A	N/A	N/A	N/A	N/A



For today's best quotes call 1-866-866-1999

Integrity Life	\$ 1341	\$ 1174	\$ 952	N/A	\$ 1034	\$ 1279	\$ 1116	\$ 944	N/A	\$ 1012
John Hancock	\$ 1302	\$ 1145	\$ 900	\$ 622	N/A	\$ 1200	\$ 1046	\$ 882	\$ 622	N/A
Lincoln Benefit	\$ 1287	\$ 1123	\$ 931	\$ 650	\$ 1010	\$ 1211	\$ 1050	\$ 919	\$ 649	\$ 975
MetLife Investors	\$ 1419	N/A	\$ 955	\$ 651	N/A	\$ 1314	N/A	\$ 942	\$ 650	N/A
No. Amer. Co. Life & Health	\$ 1378	N/A	\$ 941	N/A	\$ 999	\$ 1276	N/A	\$ 928	N/A	\$ 960
OM Financial (F&G)	\$ 1349	\$ 1193	\$ 924	N/A	N/A	\$ 1270	\$ 1118	\$ 915	N/A	N/A
Presidential	\$ 1475	\$ 1307	\$ 955	\$ 635	\$ 1082	\$ 1321	\$ 1158	\$ 935	\$ 635	\$ 1022
United Omaha	\$ 1287	\$ 1118	N/A	N/A	\$ 982	\$ 1202	\$ 1039	N/A	N/A	\$ 953

Quotes as of November 1, 2007 Call 866-866-1999 for current quotations.

Immediate Annuities Update

Table 10. Single Life Annuities — Age 90

Column Headings: **Life Only:** Pays for the remainder of the annuitant's lifetime. **Life with 3% COLA:** Pays for the remainder of the annuitant's lifetime. Monthly income increases annually by 3% on every policy anniversary date. **Life with 10 Years Guaranteed:** Pays for the remainder of the annuitant's lifetime; if the annuitant dies within the first 10 years, payments continue to beneficiaries until the end of the 10th year. **Life with 20 Years Guaranteed:** Pays for the remainder of the annuitant's lifetime; if the annuitant dies within the first 20 years, payments continue to beneficiaries until the end of the 20th year. **Life with Installment Refund:** Pays for the remainder of the annuitant's lifetime; if the annuitant dies before receiving an amount equal to the premium, payments continue to beneficiaries until the total amount paid equals the premium. Quotes shown are per \$100,000 of non-qualified money with monthly income beginning 30 days after purchase.

Insurance Company	Male					Female				
	Life Only	Life with 3% COLA	Life w/ 10 years Guar.	Life w/ 20 years Guar.	Life w/ Install. Refund	Life Only	Life with 3% COLA	Life w/ 10 years Guar.	Life w/ 20 years Guar.	Life w/ Install. Refund
Allianz	\$ 1765	N/A	\$ 939	\$ 636	N/A	\$ 1700	N/A	\$ 935	\$ 636	N/A
American General (AIG)	\$ 1510	\$ 1342	\$ 967	\$ 652	\$ 878	\$ 1443	\$ 1277	\$ 961	\$ 652	\$ 857
American National	\$ 1720	N/A	\$ 1000	\$ 678	\$ 1259	\$ 1656	N/A	\$ 995	\$ 678	\$ 1229
Aviva	N/A	N/A	N/A	N/A	N/A	N/A	N/A	N/A	N/A	N/A
Equitrust Life	N/A	N/A	N/A	N/A	N/A	N/A	N/A	N/A	N/A	N/A
Genworth	\$ 1715	\$ 1562	\$ 972	N/A	\$ 1211	\$ 1609	\$ 1456	\$ 964	N/A	\$ 1165
ING USA	N/A	N/A	N/A	N/A	N/A	N/A	N/A	N/A	N/A	N/A



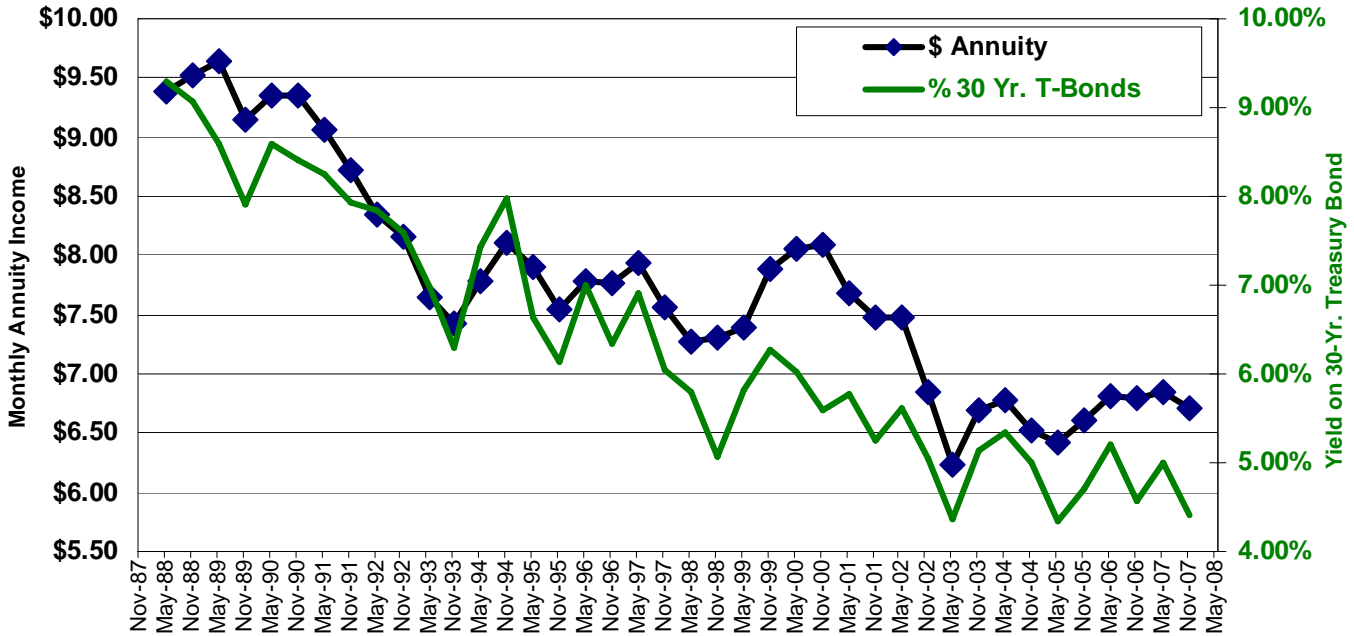
For today's best quotes call 1-866-866-1999

Integrity Life	N/A	N/A	\$ 998	N/A	\$ 1194	N/A	N/A	\$ 995	N/A	\$ 1180
John Hancock	N/A	N/A	N/A	N/A	N/A	N/A	N/A	N/A	N/A	N/A
Lincoln Benefit	N/A	N/A	\$ 977	\$ 651	\$ 1166	N/A	N/A	\$ 972	\$ 651	\$ 1141
MetLife Investors	\$ 1804	N/A	\$ 993	\$ 651	N/A	\$ 1721	N/A	\$ 988	\$ 651	N/A
No. Amer. Co. Life & Health	N/A	N/A	N/A	N/A	N/A	N/A	N/A	N/A	N/A	N/A
OM Financial (F&G)	N/A	N/A	N/A	N/A	N/A	N/A	N/A	N/A	N/A	N/A
Presidential	\$ 1907	\$ 1739	\$ 991	\$ 636	\$ 1273	\$ 1750	\$ 1582	\$ 982	\$ 636	\$ 1210
United Omaha	N/A	N/A	N/A	N/A	N/A	N/A	N/A	N/A	N/A	N/A

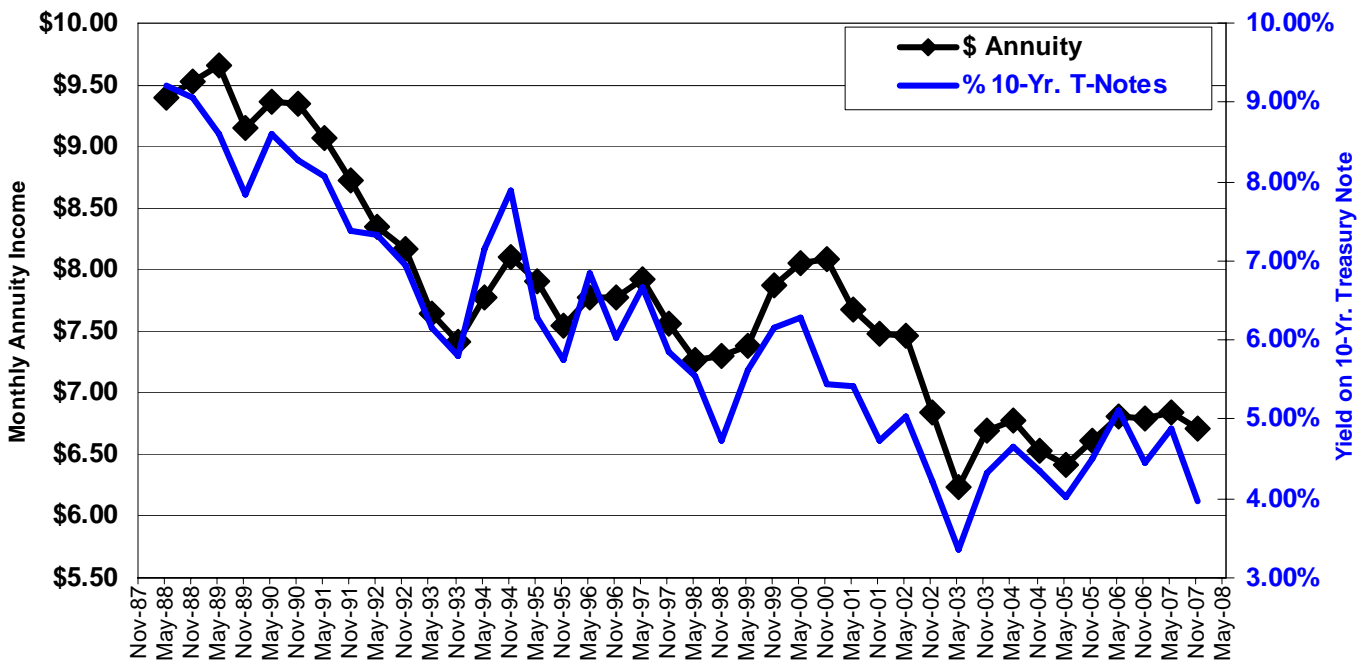
Quotes as of November 1, 2007 Call 866-866-1999 for current quotations.

Annuity Trends

Monthly Income per \$1,000 deposit for a Straight Life Annuity on a Male Age 65 shown with the Yield on a 30-Year Treasury Bond



Monthly Income per \$1,000 deposit for a Straight Life Annuity on a Male Age 65 shown with the Yield on a 10-Year Treasury Note



Immediate Annuities Update

Table 11. Joint & Survivor Annuities — Male Age 65, Female Age 60

Column Headings: **50% J&S:** Pays as long as both annuitants live; upon the death of either annuitant, the survivor's income is reduced to 50%. **100% J&S:** Pays as long as either annuitant lives. **100% J&S with 3% COLA:** Pays as long as either annuitant lives. Monthly income increases annually by 3% on every policy anniversary date. **100% J&S - 10 yr Certain&Continuous:** Pays as long as either annuitant lives; if both annuitants die within the first 10 years, payments continue to beneficiaries until the end of the 10th year. **100% J&S - 20 yr C&C:** Pays as long as either annuitant lives; if both annuitants die within the first 20 years, payments continue to beneficiaries until the end of the 20th year. **100% J&S – Installment Refund:** Pays as long as either annuitant lives; if both annuitants die before receiving an amount equal to the premium, payments continue to beneficiaries until the total amount paid equals the premium. Quotes shown are monthly per \$100,000.

Insurance Company	50% J&S	100% J&S	100% J&S w/ 3% COLA	100% J&S 10 yr C&C	100% J&S 20 yr C&C	100% J&S Install. Rfd.
Allianz	\$ 654	\$ 562	N/A	\$ 561	\$ 553	N/A
American General (AIG)	\$ 635	\$ 551	\$ 373	\$ 550	\$ 544	\$ 548
American National	\$ 659	\$ 570	N/A	\$ 569	\$ 562	N/A
Aviva	\$ 635	\$ 552	\$ 371	\$ 551	\$ 545	N/A
Equitrust Life	N/A	N/A	N/A	N/A	N/A	N/A
Genworth	\$ 624	\$ 543	\$ 374	\$ 543	\$ 536	\$ 541
ING USA	\$ 582	\$ 516	\$ 347	\$ 515	\$ 508	N/A



For today's best quotes call 1-866-866-1999

Integrity Life	\$ 647	\$ 563	\$ 374	\$ 562	\$ 556	\$ 560
John Hancock	\$ 593	\$ 518	\$ 382	\$ 518	\$ 512	N/A
Lincoln Benefit	\$ 611	\$ 530	N/A	\$ 530	\$ 525	\$ 528
MetLife Investors	\$ 646	\$ 558	N/A	\$ 557	\$ 550	N/A
No. Amer. Co. Life & Health	\$ 638	\$ 544	N/A	\$ 543	\$ 535	\$ 541
OM Financial (F&G)	\$ 629	\$ 554	\$ 376	\$ 553	\$ 547	N/A
Presidential	\$ 628	\$ 538	\$ 356	\$ 537	\$ 530	\$ 535
United Omaha	\$ 629	\$ 542	N/A	\$ 545	\$ 535	N/A

Quotes as of November 1, 2007 Call 866-866-1999 for current quotations.

Immediate Annuities Update

Table 12. Joint & Survivor Annuities — Male Age 70, Female Age 65

Column Headings: **50% J&S:** Pays as long as both annuitants live; upon the death of either annuitant, the survivor's income is reduced to 50%. **100% J&S:** Pays as long as either annuitant lives. **100% J&S with 3% COLA:** Pays as long as either annuitant lives. Monthly income increases annually by 3% on every policy anniversary date. **100% J&S - 10 yr Certain&Continuous:** Pays as long as either annuitant lives; if both annuitants die within the first 10 years, payments continue to beneficiaries until the end of the 10th year. **100% J&S - 20 yr C&C:** Pays as long as either annuitant lives; if both annuitants die within the first 20 years, payments continue to beneficiaries until the end of the 20th year. **100% J&S - Installment Refund:** Pays as long as either annuitant lives; if both annuitants die before receiving an amount equal to the premium, payments continue to beneficiaries until the total amount paid equals the premium. Quotes shown are monthly per \$100,000.

Insurance Company	50% J&S	100% J&S	100% J&S w/ 3% COLA	100% J&S 10 yr C&C	100% J&S 20 yr C&C	100% J&S Install. Rfd.
Allianz	\$ 726	\$ 604	N/A	\$ 602	\$ 581	N/A
American General (AIG)	\$ 708	\$ 594	\$ 421	\$ 592	\$ 576	\$ 588
American National	\$ 734	\$ 616	N/A	\$ 613	\$ 593	N/A
Aviva	\$ 705	\$ 595	\$ 419	\$ 593	\$ 576	N/A
Equitrust Life	N/A	N/A	N/A	N/A	N/A	N/A
Genworth	\$ 694	\$ 587	\$ 425	\$ 586	\$ 567	\$ 581
ING USA	\$ 651	\$ 565	\$ 401	\$ 563	\$ 516	N/A



For today's best quotes call 1-866-866-1999

Integrity Life	\$ 719	\$ 609	\$ 424	\$ 607	\$ 591	\$ 604
John Hancock	\$ 661	\$ 563	\$ 423	\$ 561	\$ 546	N/A
Lincoln Benefit	\$ 680	\$ 574	N/A	\$ 573	\$ 559	\$ 569
MetLife Investors	\$ 720	\$ 603	N/A	\$ 601	\$ 581	N/A
No. Amer. Co. Life & Health	\$ 719	\$ 595	N/A	\$ 593	\$ 571	\$ 588
OM Financial (F&G)	\$ 697	\$ 592	\$ 424	\$ 590	\$ 573	N/A
Presidential	\$ 705	\$ 587	\$ 426	\$ 584	\$ 564	\$ 579
United Omaha	\$ 700	\$ 586	N/A	\$ 589	\$ 564	N/A

Quotes as of November 1, 2007 Call 866-866-1999 for current quotations.

Immediate Annuities Update

Table 13. Joint & Survivor Annuities — Male Age 75, Female Age 70

Column Headings: **50% J&S:** Pays as long as both annuitants live; upon the death of either annuitant, the survivor's income is reduced to 50%. **100% J&S:** Pays as long as either annuitant lives. **100% J&S with 3% COLA:** Pays as long as either annuitant lives. Monthly income increases annually by 3% on every policy anniversary date. **100% J&S - 10 yr Certain&Continuous:** Pays as long as either annuitant lives; if both annuitants die within the first 10 years, payments continue to beneficiaries until the end of the 10th year. **100% J&S - 20 yr C&C:** Pays as long as either annuitant lives; if both annuitants die within the first 20 years, payments continue to beneficiaries until the end of the 20th year. **100% J&S - Installment Refund:** Pays as long as either annuitant lives; if both annuitants die before receiving an amount equal to the premium, payments continue to beneficiaries until the total amount paid equals the premium. Quotes shown are monthly per \$100,000.

Insurance Company	50% J&S	100% J&S	100% J&S w/ 3% COLA	100% J&S 10 yr C&C	100% J&S 20 yr C&C	100% J&S Install. Rfd.
Allianz	\$ 822	\$ 662	N/A	\$ 654	\$ 602	N/A
American General (AIG)	\$ 789	\$ 637	\$ 475	\$ 631	\$ 602	\$ 623
American National	\$ 830	\$ 671	N/A	\$ 663	\$ 623	N/A
Aviva	\$ 802	\$ 655	\$ 785	\$ 593	\$ 576	N/A
Equitrust Life	N/A	N/A	N/A	N/A	N/A	N/A
Genworth	\$ 795	\$ 651	\$ 496	\$ 646	\$ 598	\$ 637
ING USA	\$ 747	\$ 634	\$ 474	\$ 626	\$ 577	N/A



For today's best quotes call 1-866-866-1999

Integrity Life	\$ 818	\$ 672	\$ 490	\$ 666	\$ 624	\$ 659
John Hancock	\$ 767	\$ 626	\$ 484	\$ 621	\$ 581	N/A
Lincoln Benefit	\$ 776	\$ 635	N/A	\$ 631	\$ 595	\$ 624
MetLife Investors	\$ 824	\$ 668	N/A	\$ 661	\$ 612	N/A
No. Amer. Co. Life & Health	\$ 814	\$ 650	N/A	\$ 642	\$ 606	\$ 633
OM Financial (F&G)	\$ 795	\$ 652	\$ 489	\$ 646	\$ 603	N/A
Presidential	\$ 814	\$ 655	\$ 497	\$ 648	\$ 597	\$ 639
United Omaha	\$ 794	\$ 645	N/A	\$ 644	\$ 589	N/A

Quotes as of November 1, 2007 Call 866-866-1999 for current quotations.

Immediate Annuities Update

Table 14. Joint & Survivor Annuities — Male Age 80, Female Age 75

Column Headings: **50% J&S:** Pays as long as both annuitants live; upon the death of either annuitant, the survivor's income is reduced to 50%. **100% J&S:** Pays as long as either annuitant lives. **100% J&S with 3% COLA:** Pays as long as either annuitant lives. Monthly income increases annually by 3% on every policy anniversary date. **100% J&S - 10 yr Certain&Continuous:** Pays as long as either annuitant lives; if both annuitants die within the first 10 years, payments continue to beneficiaries until the end of the 10th year. **100% J&S - 20 yr C&C:** Pays as long as either annuitant lives; if both annuitants die within the first 20 years, payments continue to beneficiaries until the end of the 20th year. **100% J&S - Installment Refund:** Pays as long as either annuitant lives; if both annuitants die before receiving an amount equal to the premium, payments continue to beneficiaries until the total amount paid equals the premium. Quotes shown are monthly per \$100,000.

Insurance Company	50% J&S	100% J&S	100% J&S w/ 3% COLA	100% J&S 10 yr C&C	100% J&S 20 yr C&C	100% J&S Install. Rfd.
Allianz	\$ 966	\$ 750	N/A	\$ 726	\$ 613	N/A
American General (AIG)	\$ 940	\$ 732	\$ 573	\$ 712	\$ 630	\$ 700
American National	\$ 985	\$ 770	N/A	\$ 747	\$ 648	N/A
Aviva	\$ 943	\$ 744	\$ 505	\$ 724	\$ 630	N/A
Equitrust Life	N/A	N/A	N/A	N/A	N/A	N/A
Genworth	\$ 942	\$ 747	\$ 597	\$ 726	\$ 619	\$ 713
ING USA	\$ 882	\$ 732	\$ 575	\$ 709	\$ 601	N/A



For today's best quotes call 1-866-866-1999

Integrity Life	\$ 959	\$ 761	\$ 583	\$ 742	\$ 649	\$ 733
John Hancock	\$ 912	\$ 717	\$ 570	\$ 700	\$ 609	N/A
Lincoln Benefit	\$ 912	\$ 724	N/A	\$ 709	\$ 625	\$ 698
MetLife Investors	\$ 976	\$ 765	N/A	\$ 742	\$ 635	N/A
No. Amer. Co. Life & Health	\$ 960	\$ 739	N/A	\$ 715	\$ 631	\$ 700
OM Financial (F&G)	\$ 939	\$ 743	\$ 581	\$ 722	\$ 625	N/A
Presidential	\$ 975	\$ 757	\$ 600	\$ 733	\$ 621	\$ 720
United Omaha	\$ 972	\$ 727	N/A	\$ 714	\$ 606	N/A

Quotes as of November 1, 2007 Call 866-866-1999 for current quotations.

Deferred Annuities Update

In a Multi-Year Guarantee deferred annuity ('MYGA'), your premium is credited with a fixed interest rate for length of time in years known as the **Rate Guarantee Period** (see column with that title). Some contracts offer a constant rate for the duration and others offer a bonus in the first year of the rate guarantee period (see columns titled **Interest Rate in 1st Yr.** and **Interest Rate in Following Years**).

The column headed **Surrender Fees in Percent for Mid-Term Withdrawals by Policy Year** reports the schedule of surrender penalties in effect for each contract year. Note, however, that many contracts feature a so-called **Market Value Adjustment** ('MVA') which may increase or decrease the total penalties incurred on early surrender of the policy. A typical MVA is determined by a formula which compares the base interest rate of the

contract at the time it was issued and the base interest rate (of a similar contract) at the time the policy is surrendered. Generally, if the base interest rate has gone down, then the MVA will have a **positive** impact on the value of your policy (and the MVA will offset some or, even, all of the early surrender charges). Conversely, if interest rates are higher at the time of withdrawal, the MVA will have a **negative** impact on the early surrender value of the contract.

Table 15. Multi-Year Guarantee Deferred Annuities

Reporting Companies	Policy Name	Issue Ages	Min. Premium	Rate Guarantee Period	Effective Yield	Interest Rate in 1 st Yr	Interest Rate in Following Years	Surrender Fees in Percent for Mid-Term Withdrawals by Policy Year 1 st 2 nd 3 rd 4 th 5 th 6 th 7 th 8 th 9 th 10 th	Any Market Value Adjustment ('MVA')?
Midland National	Direct Guarantee 3	0-90	\$10,000	3 Years	4.13%	4.80%	3.80%	8% 8% 8%	YES
Midland National	Direct Guarantee 4	0-90	\$10,000	4 Years	4.40%	4.40%	4.40%	8% 8% 8% 8%	YES
Midland National	Guarantee Plus 5	0-90	\$25,000	5 Years	4.45%	4.45%	4.45%	10% 10% 10% 10% 10%	YES
Midland National	Direct Guarantee 6	0-90	\$10,000	6 Years	4.25%	4.25%	4.25%	8% 8% 8% 8% 8%	YES
Midland National	Guarantee Plus 7	0-90	\$25,000	7 Years	4.65%	4.65%	4.65%	10% 10% 10% 10% 10% 9% 8%	YES
Midland National	Direct Guarantee 8	0-90	\$10,000	8 Years	4.50%	4.50%	4.50%	8% 8% 8% 8% 8% 8% 6% 4%	YES
Midland National	Guarantee Plus 9	0-90	\$25,000	9 Years	4.75%	4.75%	4.75%	10% 10% 10% 10% 10% 10% 9% 8% 6% 4%	YES
Midland National	Direct Guarantee 10	0-90	\$10,000	10 Years	4.60%	4.60%	4.60%	8% 8% 8% 8% 8% 8% 6% 4% 4%	YES
Presidential LIC	Secure 4	0-90	\$5,000	4 Years	4.45%	4.45%	4.45%	7% 6% 6% 5%	NO
Presidential LIC	Secure 5	0-90	\$5,000	5 Years	5.05%	5.05%	5.05%	7% 7% 6% 6% 4%	NO
Presidential LIC	Secure 6	0-90	\$5,000	6 Years	4.80%	4.80%	4.80%	7% 7% 7% 6% 5% 4%	NO

Additional surrender charges (e.g. "Market Value Adjustment") may further reduce cash value on surrender before contract maturity. Quotes as of November 1, 2007

Deferred Annuities Update

Table 15. Multi-Year Guarantee Deferred Annuities, cont'd.

Reporting Companies	Policy Name	Issue Ages	Min. Premium	Rate Guarantee Period	Effective Yield	Interest Rate in 1 st Yr	Interest Rate in Following Yrs	Surrender Fees in Percent for Mid-Term Withdrawals by Policy Year 1 st 2 nd 3 rd 4 th 5 th 6 th 7 th 8 th 9 th 10 th	Any Market Value Adjustment ('MVA')?
American National Ins. Co.	Palladium MYG	0-85	\$5,000	4 Years	4.45%	4.45%	4.45%	8% 8% 8% 7%	YES
American National Ins. Co.	Palladium MYG	0-85	\$100,000	4 Years	4.55%	4.55%	4.55%	8% 8% 8% 7%	YES
American National Ins. Co.	Palladium MYG	0-85	\$5,000	5 Years	4.55%	5.35%	4.35%	8% 8% 8% 7% 6%	YES
American National Ins. Co.	Palladium MYG	0-85	\$100,000	5 Years	4.65%	5.45%	4.45%	8% 8% 8% 7% 6%	YES
American National Ins. Co.	Palladium MYG	0-85	\$5,000	6 Years	4.90%	4.90%	4.90%	8% 8% 8% 7% 6% 5%	YES
American National Ins. Co.	Palladium MYG	0-85	\$100,000	6 Years	5.00%	5.00%	5.00%	8% 8% 8% 7% 6% 5%	YES
American National Ins. Co.	Palladium MYG	0-85	\$5,000	7 Years	4.64%	5.50%	4.50%	8% 8% 8% 7% 6% 5% 4%	YES
American National Ins. Co.	Palladium MYG	0-85	\$100,000	7 Years	4.74%	5.60%	4.60%	8% 8% 8% 7% 6% 5% 4%	YES
American National Ins. Co.	Palladium MYG	0-85	\$5,000	8 Years	4.80%	4.80%	4.80%	8% 8% 8% 7% 6% 5% 4% 3%	YES
American National Ins. Co.	Palladium MYG	0-85	\$100,000	8 Years	4.90%	4.90%	4.90%	8% 8% 8% 7% 6% 5% 4% 3%	YES
American National Ins. Co.	Palladium MYG	0-85	\$5,000	9 Years	4.47%	6.25%	4.25%	8% 8% 8% 7% 6% 5% 4% 3% 2%	YES

Additional surrender charges (e.g. "Market Value Adjustment") may further reduce cash value on surrender before contract maturity. Quotes as of November 1, 2007

Deferred Annuities Update

Table 15. Multi-Year Guarantee Deferred Annuities, cont'd.

Reporting Companies	Policy Name	Issue Ages	Min. Premium	Rate Guarantee Period	Effective Yield	Interest Rate in 1 st Yr	Interest Rate Following Yrs	Surrender Fees in Percent for Mid-Term Withdrawals by Policy Year 1 st 2 nd 3 rd 4 th 5 th 6 th 7 th 8 th 9 th 10 th	Any Market Value Adjustment ('MVA')?
American National Ins. Co.	Palladium MYG	0-85	\$100,000	9 Years	4.57%	6.35%	4.35%	8% 8% 8% 7% 6% 5% 4% 3% 2%	YES
American National Ins. Co.	Palladium MYG	0-85	\$5,000	10 Years	4.55%	5.45%	4.45%	8% 8% 8% 7% 6% 5% 4% 3% 2% 1%	YES
American National Ins. Co.	Palladium MYG	0-85	\$100,000	10 Years	4.65%	5.55%	4.55%	8% 8% 8% 7% 6% 5% 4% 3% 2% 1%	YES
Physicians Life	Vista Custom Direct	0-85	\$100,000	3 Years	4.07%	5.40%	3.40%	9% 9% 8%	YES
Physicians Life	Vista Custom Direct	0-85	\$100,000	4 Years	4.00%	5.50%	3.50%	9% 9% 8% 7%	YES
Physicians Life	Vista Custom Direct	0-85	\$100,000	5 Years	4.10%	5.70%	3.70%	9% 9% 8% 7% 6%	YES
Physicians Life	Vista Custom Direct	0-85	\$100,000	7 Years	4.14%	5.00%	4.00%	9% 9% 8% 7% 6% 5% 4%	YES
EquiTrust	Certainty 3	0-90	\$10,000	3 Years	4.20%	4.20%	4.20%	9% 9% 8%	YES
EquiTrust	Certainty 5	0-90	\$10,000	5 Years	4.75%	4.75%	4.75%	9% 9% 8% 8% 7%	YES
EquiTrust	Certainty 8	0-90	\$10,000	8 Years	5.10%	10.35%	4.35%	9% 9% 8% 8% 7% 7% 6% 6%	YES
EquiTrust	Certainty 10	0-90	\$10,000	10 Years	5.15%	5.15%	5.15%	9% 9% 8% 8% 7% 7% 6% 6% 5% 5%	YES

Additional surrender charges (e.g. "Market Value Adjustment") may further reduce cash value on surrender before contract maturity. Quotes as of November 1, 2007

State Guaranty Associations

What happens if my insurance company becomes insolvent? When a state determines that an insurance company is insolvent, the mechanism used to protect policyholders is the "Guaranty Association" system which helps pay the claims of financially impaired insurance companies. State laws specify what type of insurance is covered and the dollar amount of the coverage (see summary table below). The guaranty association in the state where a policyholder lives is responsible for providing protection for an insolvent insurer, even if the company is headquartered in another state. Note: Do not rely on the information in the table below. You are strongly advised to call your state insurance department (see phone numbers below) and ask about the coverage which may or may not be available. **Furthermore, your state's guaranty association should not be a substitute for selecting an insurance company which is well-managed and financially stable.**

State	Disclaimer: Read your state's complete guaranty statute as actual coverage may differ from amounts shown below.	Phone Numbers
Alabama	\$100,000 in cash values	(205) 879-2202
Alaska	\$100,000 in the present value of annuity benefits, including net cash surrender and net cash withdrawal values	(907) 243-2311
Arizona	\$100,000 with respect to cash value or annuity claims	(602) 364-3863
Arkansas	\$300,000 in present value annuity benefits, including net cash surrender and net cash withdrawal values	(501) 375-9151
California	\$100,000 in the present value of annuity benefits, including net cash surrender and net cash withdrawal values	(323) 782-0182
Colorado	\$100,000 in the present value of annuity benefits, including net cash values	(303) 292-5022
Connecticut	\$100,000 in the present value of annuity benefits, including but not limited to net cash values	(860) 529-3495
Delaware	\$100,000 in the aggregate in present value annuity benefits, including net cash surrender and net cash withdrawal values	(302) 456-3656
Dist. of Col.	\$300,000 in the present value of annuity benefits, including net cash values	(202) 434-8771
Florida	\$100,000 in cash values	(904) 398-3644
Georgia	\$100,000 cash values	(770) 621-9835
Idaho	\$300,000 of annuity benefit payments for annuities for ...annuitant's lifetime or for a period certain not less than 10	(208) 378-9510
Illinois	\$100,000 in present value of annuity benefits including net cash values	(773) 714-8050
Indiana	\$100,000 in cash values	(317) 636-8204
Iowa	\$100,000 cash values	(515) 248-5712
Kansas	\$100,000 in the present value of annuity benefits, including net cash surrender and net cash withdrawal values	(785) 271-1199
Kentucky	\$100,000 in the present value of annuity benefits, including net cash surrender and net cash withdrawal values	(502) 895-5915
Louisiana	\$100,000 in present value of annuity benefits including net cash values	(225) 381-0656
Maine	\$100,000 cash values	(207) 633-1090
Maryland	\$100,000 in the present value of annuity benefits, including net cash surrender and net cash withdrawal values	(410) 998-3907
Massachusetts	\$100,000 in the present value of annuity benefits, including net cash values	(413) 744-8483
Michigan	\$100,000 in present value annuity benefits including net cash values	(517) 339-1755
Minnesota	\$100,000 [\$110,000 adjusted for inflation] in annuity net cash surrender and net cash withdrawal values	(651) 407-3149
Mississippi	\$100,000 in the present value of annuity benefits including net cash values	(601) 981-0755
Missouri	\$100,000 in the present value of annuity benefits, including net cash values	(573) 634-8455
Montana	\$100,000 in present value annuity benefits, including net cash surrender and net cash withdrawal values	(262) 965-5761
Nebraska	\$100,000 in the present value of annuity benefits, including net cash surrender and net cash withdrawal values	(402) 474-6900
Nevada	\$100,000 in the present value of benefits from annuities, including net cash for surrender and withdrawal	(775) 329-8387
New Hampshire	\$100,000 in the present value of annuity benefits, including net cash surrender and net cash withdrawal values	(603) 226-9114
New Jersey	\$500,000 in present value of annuity benefits...\$100,000 in net cash surrender and withdrawal values...	(973) 623-3989
New Mexico	\$100,000 in cash values	(505) 237-9397
New York	\$500,000 for all benefits, including cash values	(212) 909-6813
No. Carolina	\$300,000 in present value annuity benefits, including net cash surrender and net cash withdrawal values	(919) 833-6838
North Dakota	\$100,000 in the present value of annuity benefits, including net cash surrender and net cash withdrawal values	(701) 235-4108
Ohio	\$100,000 in the present value of annuity benefits including net cash values	(614) 442-6601
Oklahoma	\$300,000 in the present value of annuity benefits, including net cash values	(405) 272-9221
Oregon	\$100,000 in the present value of annuity benefits including net cash values	(503) 588-1974
Pennsylvania	\$300,000 in annuity benefits, including \$100,000 in net cash values	(610) 975-0572
Rhode Island	\$100,000 in the present value of annuity benefits, including net cash surrender and net cash withdrawal values	(401) 273-2921
So. Carolina	Aggregate of \$300,000	(803) 536-9874
South Dakota	\$100,000 in the present value of annuity benefits, including net cash surrender and net cash withdrawal values	(605) 336-0177
Tennessee	\$100,000 in the present value of annuity benefits, including net cash values	(615) 242-8758
Texas	\$100,000 in the aggregate under one or more annuity contracts	(512) 476-5101
Utah	\$200,000 in present value of annuity benefits, including net cash surrender and net cash withdrawal values	(801) 572-1218
Vermont	\$100,000 in the present value of annuity benefits, including net cash surrender and net cash withdrawal values	(802) 229-3553
Virginia	\$100,000 in present value of annuity benefits, including net cash surrender and net cash withdrawal values	(804) 282-2240
Washington	\$500,000 in the present value of annuity benefits, including cash surrender values	(360) 426-6744
West Virginia	\$100,000 in present value of annuity benefits including net cash surrender and withdrawal values	(304) 733-6904
Wisconsin	Aggregate obligation of the fund on a single risk, loss, or life may not exceed \$300,000	(608) 242-9473
Wyoming	\$100,000 in the present value of annuity benefits including net cash surrender and net cash withdrawal values	(303) 292-5022

Insurance Company Ratings

Fixed annuity premiums are invested by insurance companies in a so-called "General Account." An annuity is, therefore, only as secure as the investments in a company's General Account. An annuity is not insured by the FDIC. It may be covered by a state guaranty fund, but that coverage can fall short if the amount of premium in an annuity is greater than the fund's limits of coverage.

Insurance companies are graded by rating agencies (e.g., Standard & Poors, Moodys). These rating opinions are based on such factors as an insurance company's ability to pay claims, quality of its investments,

ability to withstand economic downturns, and similar financial criteria. Rating agencies' assessments of the same company may differ. Analysts may disagree, for instance, about how much is too much when it comes to certain types of bonds, mortgages or real estate. Ratings are also subject to frequent change without notice. While we publish some ratings here, you are strongly urged to confirm the ratings on your own. We cannot be held responsible for the accuracy of any published ratings.

You are also advised to call your state's insurance department for

information on the solvency of an insurer operating in your state.

The rating agencies assign alphabetical grades to the insurance companies they rate. Comparing these grades can be confusing. For example, a company rated A+ by A.M. Best has received that agency's second highest grade. However, with Standard & Poors, an "A+" grade is its 5th highest rank and denotes a much weaker rating than it does for A.M. Best. We help you to compare the different grades by listing their position in the Distribution of Ratings table below.

Distribution of Insurance Company Ratings (Rating Scales)

A.M. Best		S & P		Moody's	
Category	Description	Category	Description	Category	Description
A++	Superior	AAA	Extremely Strong	Aaa	Exceptional
A+	Superior	AA+	Very Strong	Aa1	Excellent
A	Excellent	AA	Very Strong	Aa2	Excellent
A-	Excellent	AA-	Very Strong	Aa3	Excellent
B++	Very Good	A+	Strong	A1	Good
B+	Very Good	A	Strong	A2	Good
B	Fair	A-	Strong	A3	Good
B-	Fair	BBB+	Good	Baa1	Adequate
C++	Marginal	BBB	Good	Baa2	Adequate
C+	Marginal	BBB-	Good	Baa3	Adequate
C	Weak	BB	Marginal	Ba1	Questionable
C-	Weak	B	Weak	Ba2	Questionable
		CCC	Very Weak		

Insurance Company Ratings

Company	Assets in \$Billions (12-31-06)	A.M. Best Rating	S & P Rating	Moodys Rating
Allianz LIC of N. America	\$ 62.8	A	AA	Aa3
American General LIC	\$ 34.0	A++	AA+	Aa1
American National LIC	\$ 13.2	A+	AA	-
Aviva	\$ 6.6	A+	-	-
Aviva Life Insurance NY (<u>NYS only</u>)	\$ 0.6	A+	-	-
Equitrust LIC	\$ 5.4	A	-	-
First MetLife Inv. IC (NYS res. only) (Affiliate Co. of Metropolitan LIC)	\$ 1.5	A+	AA	Aa2
Genworth Life Insurance Co.	\$ 34.7	A+	AA-	Aa3
Genworth Life Insurance Co. of NY (<u>NYS only</u>)	\$ 4.9	A+	AA-	Aa3
ING USA Annuity & Life Co	\$ 61.5	A+	AA	Aa3
Integrity LIC	\$ 4.6	A++	AA+	Aa2
John Hancock	\$ 71.7	A++	AAA	Aa1
Kansas City LIC	\$ 3.3	A	A+	-
Lincoln Benefit Life	\$ 3.4	A+	AA+	Aa2
Lincoln National LIC	\$106.8	A+	AA	Aa3
Lincoln L&A Co.NY (NYS res. only)	\$ 1.4	A+	AA	-
MetLife Investors Ins. Co. (an affiliate of Metropolitan LIC)	\$ 24.0	A+	AA	Aa2
Metropolitan LIC	\$280.5	A+	AA	Aa2
Midland National Life	\$ 21.6	A+	AA-	-
National Integrity LIC (<u>NYS only</u>)	\$ 3.4	A++	AA+	Aa2
New York Life I&A	\$ 66.9	A++	AAA	Aaa
No.Amer.Co. Life and Health (NACOLAH)	\$ 5.4	A+	AA-	-

- (**“dash” in rating columns**) — Company may not be rated by that agency. Insurance companies must pay up to \$60,000 a year to be rated by some of the rating agencies. Many insurers, therefore, decline to be graded.

Company — Insurance companies are listed according to legally registered names. Many companies are part of a larger group affiliation, which may

include subsidiaries with similar-sounding names. These affiliates may not be legally bound to cover each others’ claims and each separate entity may have a different credit quality rating.

Admitted Assets \$ Billions — is the dollar value of all assets reported in a company’s statutory annual statement and admitted or accepted by state regulators. Includes invested assets

plus amounts receivable and separate account assets.

Disclaimer: While we attempt to list the ratings currently in effect, we are not to be held liable for the reliability of this information. You are strongly advised to directly contact the rating agencies and insurance companies for verification of ratings and additional details.

Insurance Company Ratings

Company	Assets in \$Billions (12-31-06)	A.M. Best Rating	S & P Rating	Moodys Rating
OM Financial LIC	\$ 19.0	A	-	A3
OM Fin. <u>NYS only</u> (formerly F&G NY)	\$ 0.4	A	-	-
Penn Mutual LIC	\$ 9.9	A+	AA-	Aa3
Presidential LIC	\$ 4.2	B+	BB	Ba2
Protective Life	\$ 19.0	A+	AA	Aa3
Standard LIC of Indiana	\$ 1.6	B++	-	-
United of Omaha	\$ 12.8	A+	AA-	Aa3
United States LIC of NY (<u>NYS only</u>)	\$ 4.2	A+	AA+	Aa1

**We Shop,
You Save.SM**

**AnnuityShopper.com
Call 866-866-1999**

Premium	10 Year Rate	9 Year Rate	8 Year Rate	7 Year Rate	6 Year Rate	5 Year Rate
\$100,000 + Actual rate:	4.40%* *Annual Effective Yield 6.20% in year 1 4.20% yrs 2-10	4.46%* *Annual Effective Yield 8.90% in year 1 3.90% yrs 2-9	4.31%* *Annual Effective Yield 6.50% in year 1 4.00% yrs 2-8	4.29%* *Annual Effective Yield 6.00% in year 1 4.00% yrs 2-7	4.52%* *Annual Effective Yield 5.35% in year 1 4.35% yrs 2-6	4.00%* *Annual Effective 5.60% in year 1 3.60% yrs 2-5
\$5,000 to \$99,999 Actual rate:	4.30%* *Annual Effective Yield 5.20% in year 1 4.20% yrs 2-10	4.34%* *Annual Effective Yield 7.90% in year 1 3.90% yrs 2-9	4.19%* *Annual Effective Yield 5.50% in year 1 4.00% yrs 2-8	4.14%* *Annual Effective Yield 5.00% in year 1 4.00% yrs 2-7	4.35%* *Annual Effective Yield 4.35% in year 1 4.35% yrs 2-6	3.80%* *Annual Effective 4.80% in year 1 3.80% yrs 2-5

Deposits can be distributed among guaranteed periods of 5, 6, 7, 8, 9, or 10 years. Interest rates are different for each guarantee period. Call 800-872-6684 for details. New deposits of at least \$1,000 can also be made at any time.

Interest rates effective 11/01/06 — Call 866-866-1999 to confirm current rates.

Tactician Plus

A flexible premium deferred annuity with market value adjustment.

- ☞ **No Up-Front Sales Fees or Annual Maintenance Charges:** 100% of your premium earns the stated interest rate from the date it is received by the insurance company.
- ☞ **Free Look:** Contract may be returned for full refund within 20 days of receipt.
- ☞ **Availability:** Tactician Plus is available in all states except MA, NY and OR. Can be purchased in neighboring states (call for details).
- ☞ **Issue Ages:** 0-90; Minimum Premium: \$5,000 non-qualified, \$2,000 qualified
- ☞ **Penalty-Free Withdrawals:** Up to 10% of account value per year. Full or partial surrender during 30 day window at end of guarantee period. No surrender fees or MVA after contract has been in force 10 years. Withdrawals prior to age 59½ may be subject to 10% IRS tax penalty.
- ☞ **Surrender Charges and MVA:** Surrender fees are based upon a fixed percent charge plus a Market Value Adjustment ('MVA' - which depends upon the relationship between the base interest rate at time of issue and effective rate for new policies on the date of withdrawal or surrender). No surrender fees or MVA after contract has been in force 10 years. Surrender fee schedule per year (for remainder of rate guarantee period): 8%-8%-8%-7%-6%-5%-4%-3%-2%-1%-0%.
- ☞ **Annuitization:** Available immediately without surrender fees if annuitized for a payout option of at least 60 months. MVA applies except during 30-day window at end of guarantee period.
- ☞ **Death Benefit:** The total of the policy account values is payable as a lump sum.
- ☞ **Nursing Home Waiver:** Available in all states except KS, MA, TX, WA.

Lincoln Benefit Life Company a subsidiary of Allstate Life insurance Company and Allstate Corporation		
A.M. Best: A+ (Superior)	S&P: AA+ (Excellent)	Moody's: Aa2 (Excellent)

Offered through WebAnnuities.com. Call 866-866-1999

For agent use only. Not intended to create public interest in the sale of annuities. Rates are subject to change. Product/features not available in all states. Please read company brochures for policy details.

6 Year Rate	5 Year Rate	4 Year Rate
4.60%	4.85%	4.45%

Interest rates effective 11/01/2006 — Call 866-866-1999 to confirm current rates.

Secure 4 - 5 - 6

A single premium deferred annuity.

No Up Front Sales Fees nor Annual Maintenance Charges: 100% of your premium earns the stated interest rate from the date it is received by the insurance company.

Free Look: Contract may be returned for full refund within 20 days of receipt.

Availability: Secure 4 is available in all states except: MD, NH, NJ. Secure 6 is available in all states except: NH. Can be purchased in neighboring states (call for details).

Issue Ages: “Annuitant-driven” policy. Annuitant must be 0-90 (except in NY only up to age 85); Owner may be older. Minimum Premium: \$ 2,000, however, for premiums less than \$5,000, credited rate is 0.5% less than the rate shown above.

Penalty-Free Withdrawals: The owner of a Secure 4 or Secure 6 SPDA has the right to take a 10% surrender charge-free withdrawal in any policy year, including the first year. The amount of the withdrawal is also limited to 10% of your policy-year beginning value, or, in year 1, 10% of the premium paid. Monthly interest checks are also available immediately.

Surrender Charges: Surrender fee schedule per year- Secure 4: 7%-6%-6%-5%. Secure 6: 7%-7%-7%-6%-5%-4%.

Annuitization: Available after 1st year without surrender fees if annuitized for a payout option of at least 60 months.

Death Benefit: The full Certificate Value is payable as a lump sum.

Nursing Home Waiver: Not available in any state.

Presidential Life Insurance Company		
A.M. Best: B+ (Very Good)	S&P: BB+ (Marginal)	Moody's: Ba2 (Questionable)

Call Hersh Stern, Licensed Agent: 866-866-1999

For agent use only. Not intended to create public interest in the sale of annuities. Rates are subject to change. Product/features not available in all states. Please read company brochures for policy details.

Rating Agencies

A.M. Best's Ratings

A. M. Best Co. is the oldest insurance rating agency in the world and has been reporting on the financial condition of insurance companies since 1899. It has been assigning an alphabetic rating scale to insurance companies since 1976.

Best's evaluates a company's **Relative Financial Strength** and overall performance in comparison with others. Best's ratings should not be taken as a guarantee of any insurer's current or future ability to meet its contractual obligations. Best's charges an insurer \$500 for a letter rating. (Contact A.M. Best Company, Oldwick, New Jersey 08858.)

A. M. Best's rating is assigned after evaluating a company's financial condition and operating performance both in qualitative and quantitative terms. Quantitative evaluation examines (1) profitability, (2) leverage, (3) liquidity, (4) reserve adequacy, and (5) reinsurance. Qualitative evaluation is based on (1) spread of risk, (2) soundness and appropriateness of reinsurance, (3) quality and diversification of assets, (4) adequacy of policy reserves, and (5) adequacy of surplus, (6) capital structure, and (7) management experience. Ratings are reviewed both on an annual and a quarterly basis.

The rating scale uses letter grades ranging from A++ (Superior), the highest, to F (In Liquidation), the lowest. The letter grade can also have a modifier that qualifies it. The A++ highest rating is based on a company's favorable comparison of profitability, leverage, and liquidity with industry norms; favorable experience from mortality, lapses, and expenses; quality and diversification of investment portfolio; strong policy reserves and a surplus to risk ratio that is above that for the average life insurance company. Also examined are the amount and soundness of its reinsurance and the competence and experience of management.

The rating categories, including modifiers and "not assigned" designations, are as follows:

Rating Categories

A++, A+	Superior
A, A-	Excellent
B++, B+	Very Good
B, B-	Good
C++, C+	Fair
D	Below Minimum Standards
E	Under State Supervision
F	In Liquidation

Rating Modifiers

p	Pooled Rating
r	Reinsured Rating
e	Parent Rating
x	Revised Rating
w	Rating Watch List
g	Group Rating
s	Consolidated Rating
q	Qualified Rating

"Not Assigned" Categories

NA-1	Special Data Filing
NA-2	Less than Minimum Size
NA-3	Insufficient Operating Experience
NA-4	Rating Procedure Inapplicable
NA-5	Significant Change
NA-6	Reinsured by Unrated Insurer
NA-8	Incomplete Financial Information
NA-9	Company Request
NA-11	Rating Suspended

Financial Performance Rating (FPR)

The FPR measures the financial strength of small (NA-2) or new (NA-3) companies not eligible for a Best's Rating and is based on the following numerical scale.

Secure Ratings

9,8.....	Strong
7,6.....	Above Average
5.....	Average

Vulnerable Ratings

4.....	Average
3,2.....	Below Average

No Rating Opinion

1.....	Not Assigned
--------	--------------

Ratings and reports on individual companies are available from A.M. Best. The cost of the report, which includes the company's rating, is \$20. You can also receive just the letter rating by dialing a 900 number. (This is a toll call at \$2.50 per minute.) Call A.M. Best at (908) 439-2200 for instructions on how to place the call.

Standard & Poor's Ratings

Standard and Poor's, which began rating insurance companies in the mid 1980s, assesses a company's **Claims-Paying Ability**—that is, its financial capacity to meet its insurance obligations. S&P forms its opinion by examining industry-specific risk, management factors, operating performance and capitalization. Industry-specific risk addresses the inherent risk in and diversity of the insurance business being underwritten. Management factors include how management defines its corporate strategy and the effectiveness of its operations and financial controls. Operating performance focuses on a company's trend for current and future earnings. For capitalization, S&P looks at the company's capital structure, its ability to raise capital, liquidity, and cash flow.

S&P charges an insurer between \$15,000 and \$28,000 to receive a claims-paying ability rating. (Contact: Standard and Poor's, 25 Broadway, New York, NY 10004.)

S&P's rating scheme uses a letter grade scale that ranges from AAA (highest) to R (lowest), (ie., AAA, AA, A, BBB, BB, B, CCC, R). The "AAA" rating, for example, represents a company's extremely strong capacity to

Rating Agencies

honor its obligations and to remain so over a long period of time. "AAA" companies offer **superior** financial security on both an absolute and relative basis. They possess the highest safety and have an overwhelming capacity to meet policyholder obligations.

As a group, the claims-paying ability ratings are divided into two broad classifications. Rating categories from 'AAA' to 'BBB' are classified as "secure" and indicate insurers whose financial capacity to meet policyholder obligations is viewed on balance as sound. Ratings categories from 'BB' to 'CCC' are classified as "vulnerable" and indicate insurers whose financial capacity to meet policyholders obligations is viewed as vulnerable to adverse economic and underwriting conditions. Plus (+) and minus (-) signs show relative standing within a category; they do not suggest likely upgrades or downgrades. For certain companies, the S&P rating includes a 'q' subscript, which indicates that the rating is based solely on quantitative analysis of publicly available financial data. In the case of claims-paying ability ratings, this is the statutory financial data filed with the National Association of Insurance Commissioners. **Annuity Shopper** does not include the 'q' subscript rating.

RATING CATEGORIES

Secure Range:

AAA	Superior financial security. Highest safety.
AA	Excellent financial security. Highly safe.
A	Good financial security. More susceptible to economic change than highly rated companies.
BBB	Adequate financial security. More vulnerable to economic changes than highly rated companies.

Vulnerable Range:

BB	Financial security may be adequate, but capacity to meet long-term policies is vulnerable.
B	Vulnerable financial security.
CCC	Extremely vulnerable financial security. Questionable ability to meet obligations unless favorable conditions prevail.
R	Regulatory action. Placed under an order of rehabilitation and liquidation.

S & P ratings for individual companies are available at no charge. Financial reports are \$25 each. Write to Standard & Poor's Corporation; 25 Broadway; New York, NY 10004. Or call (212) 208-1527.

Moody's Ratings

Moody's Insurance **Financial Strength Ratings** are opinions of the relative strength or weakness of insurance companies. Specifically, they summarize the likelihood that a company will be able to meet its senior policyholder obligations. Moody's considers both quantitative and qualitative factors in the following areas: product lines, industry competitive positions, markets, distribution systems, organizational structure, earnings trends and profitability, performance and quality of investments, asset/liability management and liquidity, surplus position relative to risk profile and affiliated companies. A very important part of the evaluation is understanding management's philosophy and the company's strategic direction. The rating, therefore, involves judgments about the future and includes assessments on how management and companies will respond to worst case scenarios. Moody's annual fee for a rating is \$25,000. (Contact: Moody's Investors Service, 99 Church Street, New York, NY 10007.)

Moody's uses a letter grade scale that ranges from Aaa ("Exceptional") for the highest rating to C ("Lowest") for the least favorable rating (ie., Aaa, Aa, A, Baa, Ba, B, Caa, Ca, C). For classes Aa to B, Moody's adds a numerical modifier, from 1 (at high end of category) to 3 (at the lower end) to indicate the approximate ranking of a company in the particular classification.

Rating Categories

Aaa	Exceptional security. Unlikely to be affected by change.
Aa	Excellent security. Lower than Aaa because long-term risks appear somewhat larger.
A	Good Security. Possibly susceptible to future impairment.
Baa	Adequate security. Certain protective to future impairment.
Ba	Questionable security. Ability to meet obligations may be moderate.
B	Poor security. Assurance of punctual payment of obligations is small over the long run.
Caa	Very poor security. There may be elements of danger regarding the payment of obligations.
Ca	Extremely poor security. Companies are often in default.
C	Lowest security. Extremely poor prospects of offering financial security.

Moody's provides a range of financial analysis reports and ratings. For further information, write to Moody's Investors Service; 99 Church Street; New York, NY 10007; or telephone (212) 553-1658.

ANNUITY SHOPPER
WebAnnuities.com
28 Harrison Avenue, D-209
Englishtown, NJ 07726

PRESORTED
STANDARD
POSTAGE PAID
MANASQUAN, NJ
PERMIT NO. 224

ADDRESS SERVICE REQUESTED

YOU CAN FREELY
DOWNLOAD THE NEXT
ISSUE OF ANNUITY
SHOPPER AT
ANNUITYSHOPPER.COM

Annuity Shopper is your source of hard-to-get information about immediate annuities. Written by professionals for professionals. You get the facts and figures you need to compare competing insurance companies' immediate annuity rates. In fast, easy-to-read tables. So you get the information you need quickly.